

Release Notes Medtech Evolution

ICPC-2 PLUS Update (October 2017)



These release notes contain important information for Medtech users. Please ensure that they are circulated amongst all relevant staff. We suggest that they are filed safely for future reference.

Table of Contents

Introduction	3
Prerequisites	4
Installation	5
New Classification Codes	8
Modified Classification Codes	8
Inactivated Classification Codes and Corresponding Replacement Codes	8
New ICPC Codes in PEN CAT Category	8
Modified ICPC Codes in PEN CAT Category	8

Introduction

These release notes provide an overview on how to apply the **ICPC-2 PLUS Update (October 2017)** for **Medtech Evolution ICPC-2 PLUS** subscribers.

WARNING: It is HIGHLY recommended to employ ONLY qualified system engineers when performing ANY installation and upgrade. The consequences of ruining a database during upgrade could possibly lead to data corruptions and, as a result, data loss and systems downtime.

If in doubt, please consult with your qualified IT technician/service provider or contact one of the Medtech Channel Partners listed on our website:

<http://www.medtechglobal.com/au/support-au/channel-partners-au/>

IMPORTANT NOTE FOR BRIEFCASING

Changes from this update will NOT be applied to the Briefcasing laptops UNTIL a **COMPLETE CHECK-OUT** has been run.

ALL Briefcasing laptops with OUTSTANDING Briefcased data MUST be checked-in PRIOR TO running a complete check-out.

Alternatively, if it is not feasible to run a complete check-out soon, you MUST install this update separately on EACH Briefcasing laptop by following the same instructions in the 'Installation' section below.

Prerequisites

Please review the following prerequisites and ensure they are met prior to running the update:

- Only **CURRENT** ICPC-2 PLUS subscribers can run this update.
NOTE: For subscription enquiries, please contact the Family Medicine Research Centre at the University of Sydney on **02 9351 9408**.
- Ensure the person who will be performing the update has **READ THROUGH** these release notes.
IMPORTANT: This document contains valuable information that, if not read, could seriously affect the update process and/or possible downtime of your network.
- Ensure you are ALWAYS logged onto Windows with **ADMINISTRATIVE RIGHTS** when performing ANY installation, update or maintenance tasks.
- 'User Account Control' (UAC) MUST be **DISABLED** as a policy across ALL Server and Client computers that are running on **Windows Vista** or **Windows 7** or **Windows 2008** or **Windows 2008 R2**.
- To avoid unnecessary problems during installation, upgrade or maintenance, you should ALWAYS log onto Windows in '**Console Mode**'; i.e. not through Remote Desktop Connection, Terminal Services or Citrix.
- Ensure you have a **COMPLETE** backup of ALL databases located in the MedtechAUEvolution\Data directory.
- Ensure ALL users (including remote users) have **LOGGED OUT** of Medtech Evolution.
- Ensure ALL services (e.g. ManageMyHealth™ SMS Communicator), scheduled utilities (e.g. Message Transfer Utility, Auto Scan from Folder) and backup or maintenance tasks (e.g. InterBase Backup Scripts) that require access to the databases are **STOPPED**.
- Ensure the **LAST** database you have logged into **LOCALLY** on the Medtech Evolution Server is the one you would like this update to run on.
NOTE: If unsure, simply login to the CORRECT database from the Medtech Evolution Server, then log out and close Medtech Evolution before continuing.

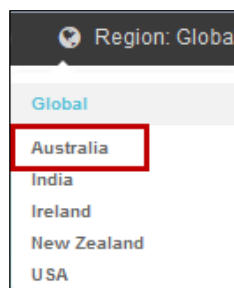
Installation

The **ICPC-2 PLUS Update (October 2017)** must be run on the Medtech Evolution Server machine. The following procedures ONLY need to be run ONCE for EACH practice (or once per database if your practice has multiple databases).

NOTE: If you are uncertain which computer is the Medtech Evolution Server, please contact your IT technician or service provider who performed the Medtech Evolution installation and/or upgrade.

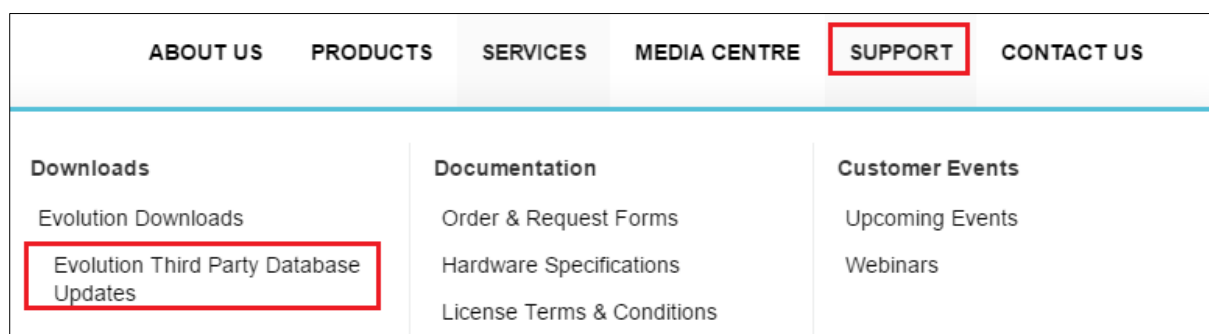
Please visit our website at <http://www.medtechglobal.com/global/>.

Select **Region: Australia** from the region drop down menu in the top right corner of the screen.



The **Australia Home Page** will be displayed.

Select from the top menu, **Support ► Evolution Downloads ► Evolution Third Party Database Updates**. The **Evolution Third Party Database Updates** page will be displayed.



Locate the update called **ICPC-2 PLUS Update (October 2017)** in the list.

Click on the link **ICPC-2 PLUS Update (October 2017)** and download the **ICPC-2 PLUS Update** installer from the **File Attachments** section.

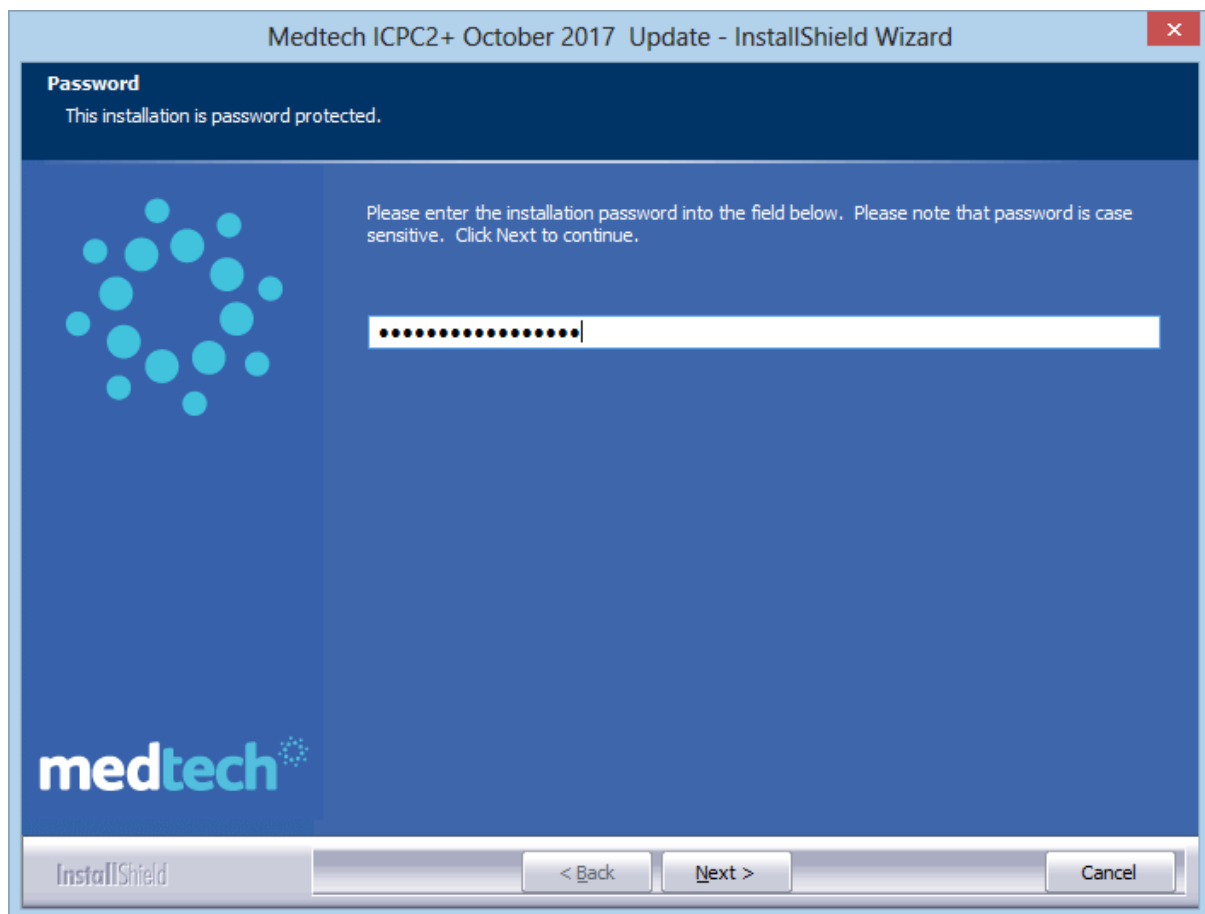
If the **'File Download Security Warning'** dialogue box appears, select the **'Run'** option.

If the **'Open File Security Warning'** dialogue box appears, select the **'Run'** option.

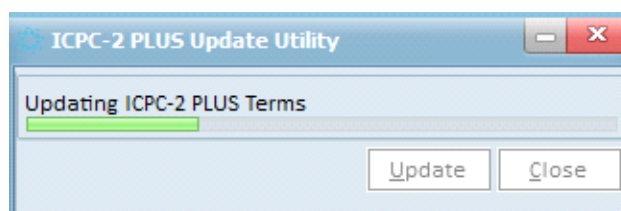
The update will then begin to run.



The 'Password' window will be displayed. Enter the installation password provided by Medtech and click the 'Next' button to continue the update.



The ICPC-2 PLUS Update Utility window and progress bar will be displayed.



Updated ICPC2+ data and reference files will be copied to the Medtech Evolution Server.

Path for 64-bit Operating System:

C:\ProgramFiles\MedtechAUEvolution\Bin\

Path for 64-bit Operating System:

C:\Program Files (x86)\MedtechAUEvolution\Bin\

Once the update has successfully completed, the **Update Complete** message will be displayed. Click the **'Finish'** button to exit the wizard.



New Classification Codes

The new Classification Codes that are included in this update are listed below:

New ICPC-2 PLUS Code	Term description
D77018	Carcinoma;hepatocellular
D97014	Hepatitis;autoimmune
N99093	Hypertension;intracrani;benign
T93020	Hypercholesterolaemia;familial
X29011	Test;cervical HPV;unsatisfacto
X33007	Test;cervical screening
X38002	Test;cervical;co-test
X91007	HPV;type 16/18;detected
X91008	HPV;oncogenic;not 16/18;detect

Modified Classification Codes

The list of Classification Codes modified by this update:

NIL

Inactivated Classification Codes and Corresponding Replacement Codes

There are no Inactivated Classification Codes in this release and therefore no Replacement Codes to map.

New ICPC Codes in PEN CAT Category

The list of ICPC Codes included in the PEN CAT category for this update:

NIL

Modified ICPC Codes in PEN CAT Category

The list of ICPC Codes modified in the PEN CAT category for this update:

NIL

Should you require any assistance, or for any other queries regarding this release, please contact Medtech Support via:

- Medtech Evolution application [**Help ► Contact Support**]
- Email: supportau@medtechglobal.com
- Phone: **1800 148 165**
- Fax: 03 9690 8010 - Attn: Medtech Support