

Release Notes

Medtech32 Australia

ICPC-2 PLUS Update

October 2015



These Release Notes contain important information for Medtech32 users. Please ensure that they are circulated amongst all your relevant staff. We suggest that they are filed safely for future reference.

Table of Contents

Introduction3

Pre-requisites4

Installation.....5

New Classification Codes.....7

Modified Classification Codes.....7

Inactivated Classification Codes.....7

New ICPC Codes in PEN CAT Category7

Modified ICPC Codes in PEN CAT Category7

Introduction

These release notes provide an overview on how to apply the **October 2015 ICPC-2 PLUS Update** for **Medtech32 ICPC-2 PLUS** Subscribers.

IMPORTANT NOTE

WARNING: It is HIGHLY recommended to employ ONLY qualified system engineers when performing ANY installation and upgrade. The consequences of ruining a database during an upgrade could possibly lead to data corruptions, and as a result – data loss and systems downtime.

If in doubt, please consult with your IT technician/service provider, or contact one of the Medtech Channel Partners listed on our web site:

<http://www.medtechglobal.com/au/support-au/channel-partners-au/>

IMPORTANT NOTE FOR BRIEFCASING

Changes from this Update will NOT be applied to the Briefcasing laptops UNTIL a **COMPLETE CHECK-OUT** has been run.

IMPORTANT: ALL Briefcasing laptops with OUTSTANDING Briefcased data MUST be checked-in PRIOR TO running a complete check-out.

Alternatively, if it is not feasible to run a complete check-out soon, you MUST install this Update separately on EACH Briefcasing laptop by following the same instructions in the "Installation" section below.

Pre-requisites

Please review the following pre-requisites and ensure they are met prior to running the Update:

- This Update can ONLY be run by **CURRENT** ICPC-2 PLUS Subscribers.

NOTE: For subscriptions enquiries, please contact the Family Medicine Research Centre at the University of Sydney on **02 9354 0616**.

- Ensure the person(s) who will be performing the upgrade have **READ THROUGH** these notes.

IMPORTANT: This document contains valuable information that, if not read, could seriously affect the upgrade progress and/or possible down time of your network.

- Ensure you are ALWAYS logged onto Windows with **ADMINISTRATIVE RIGHTS** when performing ANY installation, update, or maintenance tasks.
- **"User Account Control" (UAC)** MUST be **DISABLED** as a policy across ALL Server and Client computers that are running on **Windows Vista or Windows 7 or Windows 2008 or Windows 2008 R2**.
- To avoid unnecessary problems during installation, upgrade, or maintenance, preferably you should ALWAYS log onto Windows in **"Console Mode"** – i.e. not through Remote Desktop Connection, Terminal Services, or Citrix.
- Ensure you have a **COMPLETE** backup of ALL databases located in the MT32\Data directory.
- Ensure ALL users (including remote users) have **LOGGED OUT** of Medtech32 and ALL services (e.g. ManageMyHealth SMS Communicator), scheduled utilities (e.g. Message Transfer Utility, Auto Scan from Folder), backup or maintenance tasks (e.g. Interbase Backup Scripts) that require access to the databases have been **STOPPED**.
- Ensure the **LAST** Database you have logged in **LOCALLY** on the Medtech32 Server is the one you would like this update to run.

NOTE: If unsure, simply login to the CORRECT Database from the Medtech32 Server, then log out and close Medtech32 before continuing.

Installation

The **ICPC-2 PLUS Update (October 2015)** must be run on the Medtech32 Server machine. The following procedures ONLY need to be run ONCE for EACH practice (or once per database if your practice has multiple databases).

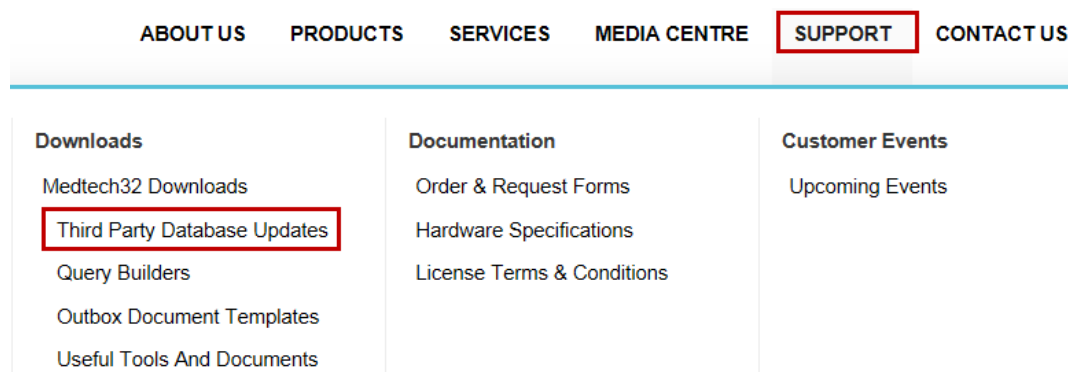
NOTE: If you are uncertain which computer is the Medtech32 Server, please contact your IT technician or service provider who has performed the Medtech32 installation and/or upgrade.

1. Please visit our website at <http://www.medtechglobal.com/global/>.
2. Select **Region: Australia** from the Region dropdown list on the top right corner of the screen.



The **Australia Home Page** will be displayed.

3. Select from the top menu, **Support ► Medtech32 Downloads ► Third Party Database Updates**. The **Medtech32 Third Party Database Updates** page will be displayed.

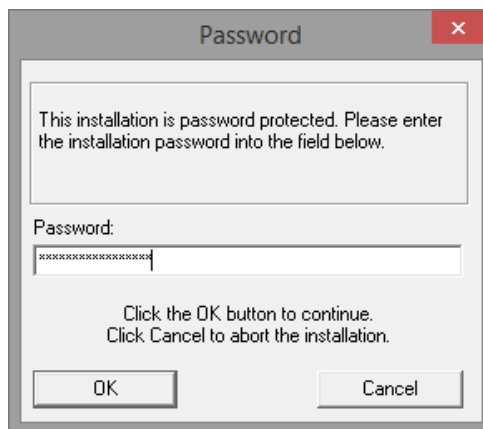


4. Here you will find the **October 2015 ICPC-2 PLUS Update**.
5. Click on the link **October 2015 ICPC-2 PLUS Update** and download the **ICPC-2 plus Update** installer from the **File Attachments** section.

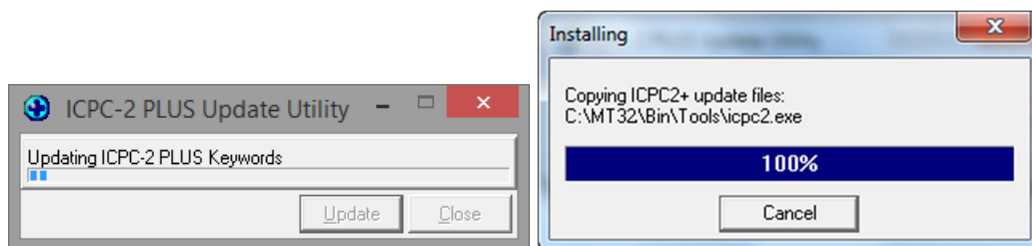
6. If the 'File Download Security Warning' dialogue box appears, select the **Run** option.
7. If the 'Open File Security Warning' dialogue box appears, select the **Run** option.
8. The Update will then begin to run.



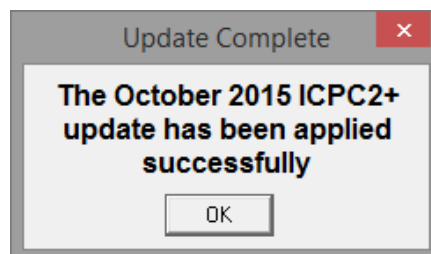
9. The **Password** window will be displayed. Enter the installation password as provided to you by Medtech, and then select the **OK** button to continue the update.



10. The **ICPC-2 plus Update Utility** window and progress bar will be displayed.



11. Once the Update has successfully completed, the following screen will be displayed.



12. Click on the **OK** button to exit the Update.

New Classification Codes

The list below displays the new Classification Codes that will be available following this Update:

ICPC-2 Plus Code	Description
A60008	Results;MRI
F31005	Screening;trichiasis
K99055	Shock;hypovolaemic
N85012	Cyst;colloid
S88016	Dermatitis;urticarial
Z29026	Abuse;elder

Modified Classification Codes

The list below displays those Classification Codes that will be modified by this Update:

Old ICPC-2 Plus Code	Old ICPC-2 Plus Description	New ICPC-2 Plus Code	New ICPC-2 Plus Description
F31004	Trachoma screening	No Change	Screening;trachoma
P82001	Disorder;chronic stress	P99014	No Change
P82003	Reaction after;grief;abnormal	P02029	No Change

Inactivated Classification Codes

No classification codes have been made inactive by this update.

New ICPC Codes in PEN CAT Category

No new ICPC Codes have been included in the PEN CAT category, by this update.

Modified ICPC Codes in PEN CAT Category

No existing ICPC Codes have been modified in the PEN CAT category, by this update.

Should you require any assistance, please do not hesitate to contact the Medtech Helpdesk via:

- Medtech32 application [Help ► Contact Support]
- Email to support@medtechglobal.com
- Fax to 03 9690 8010 Attn: Medtech Support
- Phone on 1800 148 165