



**Medtech32 Australia
Medicare Benefit Schedule Update
(01 July 2014)**

Release Notes



This document contains important information for all Medtech32 users. Please ensure that this is circulated amongst all your staff. We recommend that this document should be filed safely for future reference.

Table of Contents

For further information on this release, or any other queries regarding the MBS Update (01 July 2014), please contact the Medtech Helpdesk on 1800 148 165 ► Option 1, or email support@medtechglobal.com.

Pre-requisites	3
Introduction	5
Installation	8
Import Service Items	9
Refresh Service Items	10
Refresh Service Items during Installation	10
Refresh Service Items After Installation (Manual Refresh)	11

Pre-requisites

Please review the following pre-requisites and ensure they are met prior to running the Update:

- Ensure the person(s) who will be performing the upgrade have **READ THROUGH** the release notes.

IMPORTANT: This document contains valuable information that, if not read, could seriously affect the upgrade progress and/or possible down time of your network.

- Ensure you are **ALWAYS** logged onto Windows with **ADMINISTRATIVE RIGHTS** when performing **ANY** installation, update, or maintenance tasks.
- Ensure you have a **COMPLETE** backup of **ALL** databases located in the MT32\Data directory.

IMPORTANT: It is recommended to take a full copy of the MT32 Folder as well. Before doing any Copy and Paste of the MT32 Database Files or the MT32 Folder files, you **must stop the Interbase Server Manager** first. **Restart the Interbase Server Manager** once you have successfully copied the files and folder to a different location.

Pre-requisites for Database Backup

Please review the below pre-requisites and ensure they are met prior to backing up the database:

- ✓ The amount of free hard disk space required to perform database backup and maintenance **on the Interbase Server** should be at least **THREE times the size of ALL databases** you will be working with
- ✓ **ALL Users** have **LOGGED OUT** of Medtech32 – including remote users and idle users in Terminal/Citrix sessions
- ✓ **ALL Services** have been **STOPPED** – e.g. Medtech Services (for ManageMyHealth SMS and Portal), Medtech Data Transfer Service (for RxSQL Clinical Link), IIS Server (for Medtech Clinical Audit Tool), eRx Services, MediSecure Services, etc.
- ✓ **ALL Applications** have been **STOPPED** – e.g. Medtech CDA Bridge (for NEHTA HI Service, SMD, PCEHR), eClinic SMSC Desktop, Pen Clinical Audit Tool, other Custom/Third-party Applications and Reporting Utilities not supplied by Medtech, etc.

- ✓ **ALL Scheduled Tasks** have been STOPPED – e.g. Message Transfer Utility, Auto Scan from Folder, NPS RADAR Update/Submit, etc.
- ✓ **ALL Backup/Maintenance Tasks** have been STOPPED – e.g. Database File Backup, Interbase Backup/Restore, Interbase Database Sweep, etc.
- Ensure the **LAST** Database you have logged in **LOCALLY** on the Medtech32 Server is the one you would like this update to run.

Hint: If unsure, simply login to the CORRECT Database from the Medtech32 Server, then log out and close Medtech32 before continuing.

Note: Ensure that you repeat the update process on any other Databases that you have.

Briefcasing

- ✓ Ensure ALL Briefcasing Laptops with **OUTSTANDING** Briefcased data have been **CHECKED-IN** prior to running the update.

IMPORTANT NOTE FOR BRIEFCASING

Changes from this Update will NOT be applied to the Briefcasing laptops UNTIL a **COMPLETE CHECK-OUT** has been run.

Alternatively, if it is not feasible to run a complete check-out soon, you MUST install this Update separately on EACH Briefcasing laptop by following the same process detailed in the "Installation" section of this Release Notes

Introduction

The MBS Update (01 July 2014) updates any Medicare Benefit Schedule (MBS) Items which have the following details changed since the last MBS Update (January 2014):

General Fee Increase

- 2% increase in **Schedule fees** will apply to all items in Group A1, Group A5, Group A6, Group A17, Group A18, Group A20, Group A22, Group A27, Group A30 and Group M1
- 2% increase in **Schedule fees** will also apply to the following items: items 193, 195, 197, and 199 in Group A7, items 597 and 599 in Group A11, items 701 to 715 in Group A14, items 721 to 758 in Group A15, and item 139 of Group A29.

New MBS Items

Item	Description
31519	BREAST, total mastectomy (H) (Anaes.) (Assist.)
31525	BREAST, mastectomy for gynecomastia, with or without liposuction (suction assisted lipolysis), not being a service associated with a service to which item 45585 applies (H) (Anaes.) (Assist.)
38273	Patent ductus arteriosus, transcatheter closure of, including cardiac catheterisation and any imaging associated with the service (Anaes.) (Assist.)
38274	Ventricular septal defect, transcatheter closure of, with imaging and cardiac catheterisation (Anaes.) (Assist.)
55065	<p>PELVIS, ultrasound scan of, by any or all approaches, where:</p> <ul style="list-style-type: none"> (a) the patient is referred by a medical practitioner; and (b) the service is not associated with a service to which an item in Subgroup 2, or 3, applies; and (c) the referring practitioner is not a member of a group of practitioners of which the providing practitioner is a member; and (d) the service is not solely a transrectal ultrasonic examination of the prostate gland, bladder base and urethra, or any of those organs; and (e) the service is not performed with item 55014, 55017, 55036 or 55038 on the same patient within 24 hours (R)(K) <p><i>(See para DIQ of explanatory notes to this Category)</i></p>
55067	<p>PELVIS, ultrasound scan of, by any or all approaches, where:</p> <ul style="list-style-type: none"> a) the patient is referred by a medical practitioner; and b) the medical practitioner is not a member of a group of practitioners of which the providing practitioner is a member; and c) the service is not associated with a service to which an item in Subgroup 2 or 3 applies; and d) the service is not solely a transrectal ultrasonic examination of the prostate gland, bladder base and urethra, or any of those organs; and e) within 24 hours of the service, a service mentioned in item 55014, 55017, 55036 or 55038 is not performed on the same patient by the

	providing practitioner (R) (NK) <i>(See para DIQ of explanatory notes to this Category)</i>
55068	PELVIS, ultrasound scan of, by any or all approaches, where: (a) the patient is not referred by a medical practitioner; and (b) the service is not associated with a service to which an item in Subgroup 2 or 3 of this Group applies; and (c) the service is not solely a transrectal ultrasonic examination of the prostate gland, bladder base and urethra, or any of those organs (NR)(K) <i>(See para DIQ of explanatory notes to this Category)</i>
55069	PELVIS, ultrasound scan of, by any or all approaches, where: (a) the patient is not referred by a medical practitioner; and (b) the service is not associated with a service to which an item in Subgroup 2 or 3 of this Group applies; and (c) the service is not solely a transrectal ultrasonic examination of the prostate gland, bladder base and urethra, or any of those organs (NR) (NK) <i>(See para DIQ of explanatory notes to this Category)</i>

Modified MBS Items (Fee Amended Items)

701, 703, 705, 707, 31524, 38365, 38368, 38371, 38654, 38751, 42653, 42744, 42794, 42808, 45585, 55014, 55017, 55036, 55038, 55063, 55064, 55084, 55085

Deleted MBS Items

31518, 31521, 31527, 42621, 42659, 42737, 42797, 55020, 55022, 55045, 55044, 55731, 55732, 55733, 55734

SUMMARY OF CHANGES

At the time of writing, the July 2014 changes were summarized on the **Medicare Australia** web site:

<http://www.health.gov.au/internet/mbsonline/publishing.nsf/Content/News-201407-July-MBS>

Should you require any assistance, please do not hesitate to contact the Medtech Helpdesk on 1800 148 165 ► Option 1, or email support@medtechglobal.com.

IMPORTANT NOTE

The MBS Update DOES NOT update any other base fees or payment levels such as AMA, Other, Private, Workcover, and Health Funds. You must change these non-MBS fee scales MANUALLY via one of the following options:

Setup ► Accounting ► Services ► Main and/or Payment Levels Tab

Setup ► Accounting ► Payment Levels ► Options Tab ► Fee Calculation Options

HINT: The MBS Update can be run prior to 01 July 2014. You can Import the Service Items prior to 01 July 2014, but you **MUST NOT Refresh** the Service Items until on or after 01 July 2014. Please refer to the Refresh Service Items sections below for more information.

IMPORTANT NOTE

WARNING: It is HIGHLY recommended to employ ONLY qualified system engineers when performing ANY installation and upgrade. The consequences of ruining a database during upgrade could possibly lead to data corruptions, and as a result – data loss and systems downtime.

If in doubt, please consult with your IT technician/service provider, or contact one of the Medtech Channel Partners listed on our web site:

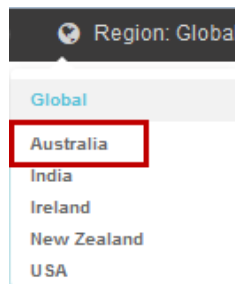
<http://www.medtechglobal.com/au/support-au/channel-partners-au/>

Installation

The MBS Update (01 July 2014) must be run on the Medtech32 Server machine. The following procedures ONLY need to be run ONCE for EACH practice (or once per database if your practice has multiple databases).

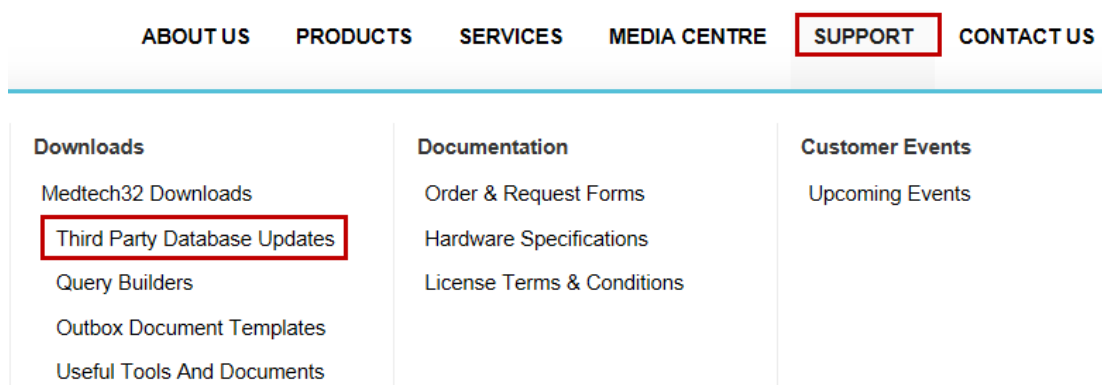
NOTE: If you are uncertain which computer is the Medtech32 Server, please contact your IT technician or service provider who has performed the Medtech32 installation and/or upgrade.

1. Please visit our website at <http://www.medtechglobal.com/global/>.
2. Select **Region: Australia** from the Region dropdown list on the top right corner of the screen.



The Australia Home Page will be displayed.

3. Select from the top menu, **Support ► Medtech32 Downloads ► Third Party Database Updates**. The Medtech32 Third Party Database Updates page will be displayed.



4. Here you will find the **01 July 2014 MBS Update**.
5. Click on the link **01 July 2014 MBS Update** and download the MBS installer from the **File Attachments** section.

6. If the **File Download Security Warning** dialogue box appears, select the **Run** option.
7. If the **Open File Security Warning** dialogue box appears, select the **Run** option.
8. The Update will then begin to run.

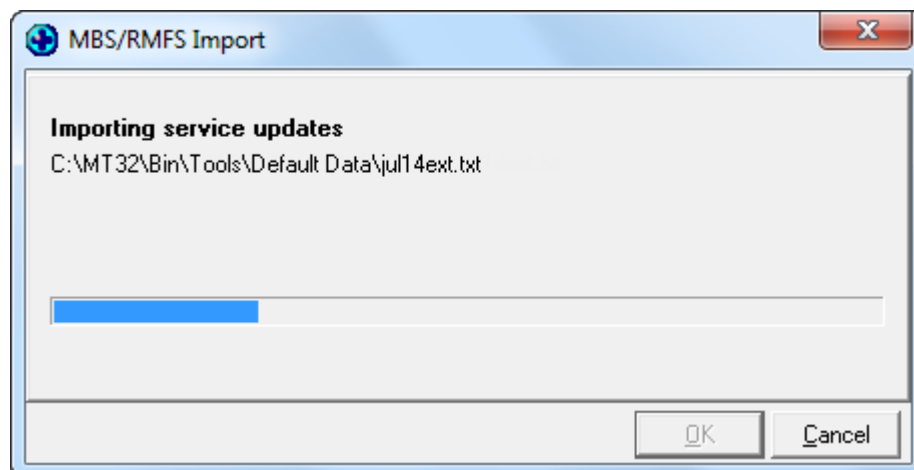


Import Service Items

1. The **Import Services** screen will be displayed. Click on the **Yes** button to continue.



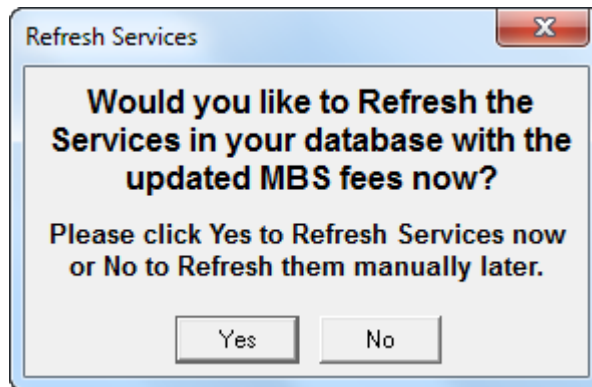
2. The **MBS/RMFS Import** utility will begin to run.



Refresh Service Items

Refresh Service Items during Installation

1. The **Refresh Services** screen will be displayed.



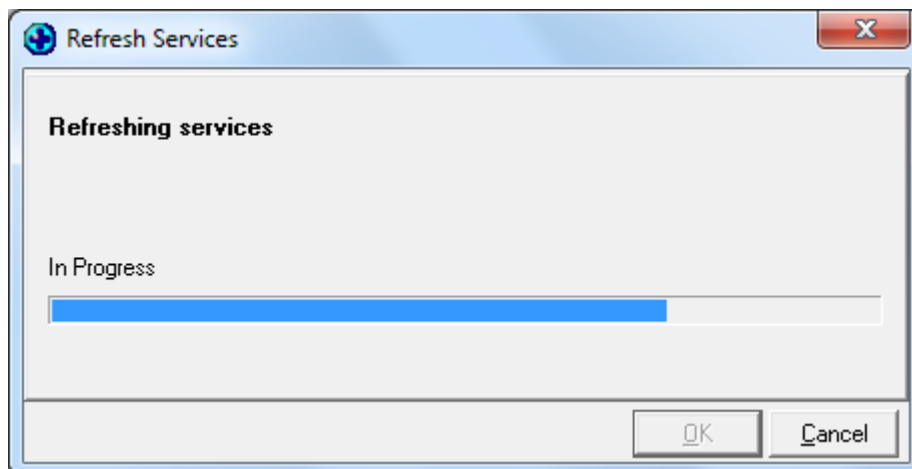
Click on the **No** button if:

- You are installing the MBS Update **PRIOR TO 01 July 2014**, as this will **OVERWRITE** the current MBS base fees for ALL service items.
- **NOTE:** Instead, please follow the instructions in the [Refresh Service Items After Installation \(Manual Refresh\)](#) section below.

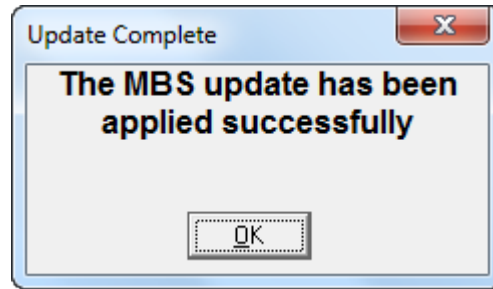
Click on the **Yes** Button if:

- You are installing the MBS Update **ON OR AFTER 01 July 2014**, which will **UPDATE ALL** service items to the new MBS base fees.

2. If you have selected **Yes** in the **Step 1** above, the **Refresh Services** utility will start automatically.



- Once the Update is completed, the **Update Complete** dialogue box will be displayed. Click on the **OK** button to exit the Update.



HINT: You can print out the updated Item List which will show the new MBS fees for Schedule, 85% (Rebate), and 75% (Hospital) fee scales:

**Setup (Main Menu) ▶ Accounting ▶ Services
▶ Service (Main Menu) ▶ Print ▶ Print MBS Information**

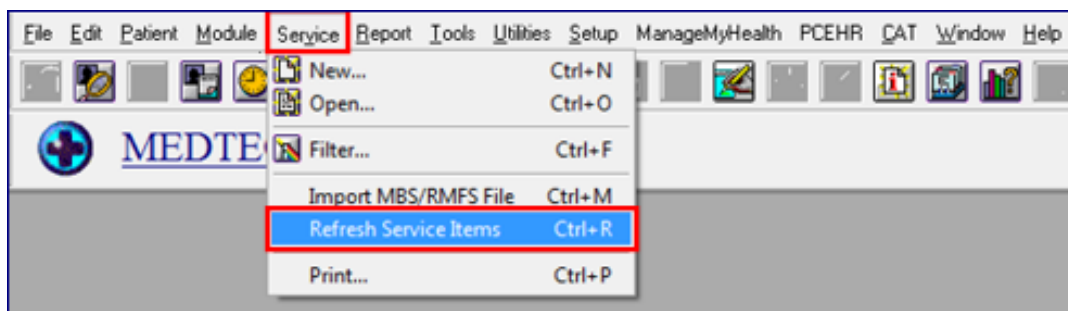
Likewise you can check the updated MBS fees for each individual item:

Setup ▶ Accounting ▶ Services ▶ Open Item ▶ Main Tab

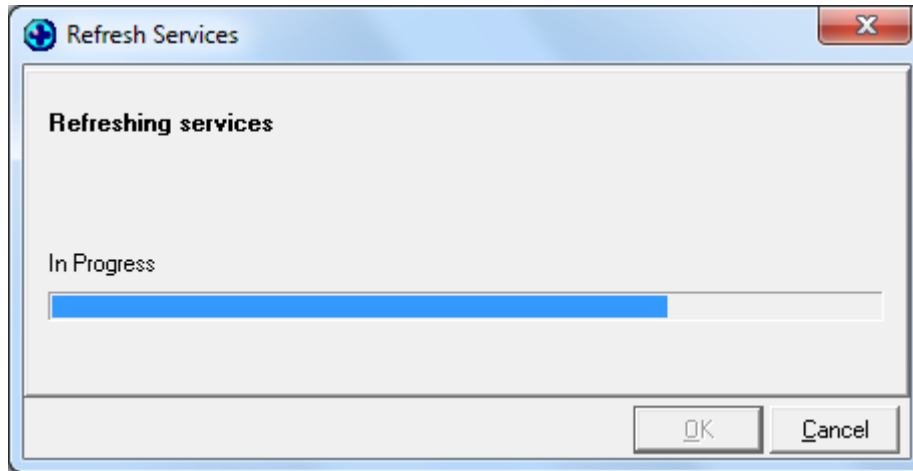
Refresh Service Items After Installation (Manual Refresh)

If you have clicked **No** in **Step 1** (on **Page 10**) during the installation, you **MUST** manually refresh the Service Items **ON OR AFTER 01 July 2014**, in order to UPDATE ALL service items to the new MBS base fees.

- Ensure you are logged into Medtech32 as a user with Medtech32 System Administrator access rights
I.E: You **MUST** have the System Administrator option ticked under Setup ▶ Staff ▶ Members ▶ Security Tab
- Select from the Main Menu, **Setup ▶ Accounting ▶ Services**. The Service setup screen will be displayed.
- Select from the Main Menu, **Services ▶ Refresh Service Items**.



4. The **Refresh Services** utility will start automatically.



HINT: You can print out the updated Item List which will show the new MBS fees for Schedule, 85% (Rebate), and 75% (Hospital) fee scales:

**Setup (Main Menu) ▶ Accounting ▶ Services
▶ Service (Main Menu) ▶ Print ▶ Print MBS Information**

Likewise you can check the updated MBS fees for each individual item:

Setup ▶ Accounting ▶ Services ▶ Open Item ▶ Main Tab

Should you require any assistance, please do not hesitate to contact the Medtech Helpdesk on 1800 148 165 ▶ Option 1, or email support@medtechglobal.com.