



**Medtech32 Australia  
ICPC-2 PLUS Update  
(October 2013)**

**Release Notes**



This Release Notes contain important information for all Medtech32 users. Please ensure the Release Notes are circulated amongst all your staff.  
We suggest these should be filed safely for future reference.

## Table of Contents

For further information on this release, or any other queries regarding the ICPC-2 PLUS Update (October 2013), please contact the Medtech Helpdesk on 1800 148 165 → Option 1, or email [ausupport@medtechglobal.com](mailto:ausupport@medtechglobal.com).

Pre-requisites.....	3
Introduction.....	4
Installation.....	5
New Classification Codes .....	7
Modified Classification Codes .....	8

## Pre-requisites

Please review the following pre-requisites and ensure they are met prior to running the Update:

- This Update can ONLY be run by CURRENT ICPC-2 PLUS Subscribers.

**NOTE:** For subscriptions enquiries, please contact the Family Medicine Research Centre at the University of Sydney on 02 9354 0616.

- Ensure the person(s) who will be performing the upgrade have READ THROUGH these notes.

**IMPORTANT:** This document contains valuable information that, if not read, could seriously affect the upgrade progress and/or possible down time of your network.

- Ensure you are ALWAYS logged onto Windows with ADMINISTRATIVE RIGHTS when performing ANY installation, update, or maintenance tasks.
- "User Account Control" (UAC) MUST be DISABLED as a policy across ALL Server and Client computers that are running on Windows Vista or Windows 7 or Windows 2008 or Windows 2008 R2.
- To avoid unnecessary problems during installation, upgrade, or maintenance, preferably you should ALWAYS log onto Windows in "Console Mode" – i.e. not through Remote Desktop Connection, Terminal Services, or Citrix.
- Ensure you have a COMPLETE backup of ALL databases located in the MT32\Data directory.
- Ensure ALL users (including remote users) have LOGGED OUT of Medtech32 and ALL services (e.g. ManageMyHealth SMS Communicator), scheduled utilities (e.g. Message Transfer Utility, Auto Scan from Folder), backup or maintenance tasks (e.g. Interbase Backup Scripts) that require access to the databases have been STOPPED.
- Ensure the LAST Database you have logged in LOCALLY on the Medtech32 Server is the one you would like this update to run.

**NOTE:** If unsure, simply login to the CORRECT Database from the Medtech32 Server, then log out and close Medtech32 before continuing.

## Introduction

These release notes provide an overview on how to apply the October 2013 ICPC-2 PLUS Update for Medtech32 ICPC-2 PLUS Subscribers.

### **IMPORTANT NOTE**

**WARNING:** It is HIGHLY recommended to employ ONLY qualified system engineers when performing ANY installation and upgrade. The consequences of ruining a database during an upgrade could possibly lead to data corruptions, and as a result – data loss and systems downtime.

If in doubt, please consult with your IT technician/service provider, or contact one of the Medtech Channel Partners listed on our web site:

<http://www.medtechglobal.com/aus/medtech-online-au/support-3.html>

### **IMPORTANT NOTE FOR BRIECASING**

Changes from this Update will NOT be applied to the Briefcasing laptops UNTIL a **COMPLETE CHECK-OUT** has been run.

**IMPORTANT:** ALL Briefcasing laptops with OUTSTANDING Briefcased data MUST be checked-in PRIOR TO running a complete check-out.

Alternatively, if it is not feasible to run a complete check-out soon, you MUST install this Update separately on EACH Briefcasing laptop by following the same instructions in the "Installation" section below.

## Installation

The ICPC-2 PLUS Update (October 2013) must be run on the Medtech32 Server machine. The following procedures ONLY need to be run ONCE for EACH practice (or once per database if your practice has multiple databases).

**NOTE:** If you are uncertain which computer is the Medtech32 Server, please contact your IT technician or service provider who has performed the Medtech32 installation and/or upgrade.

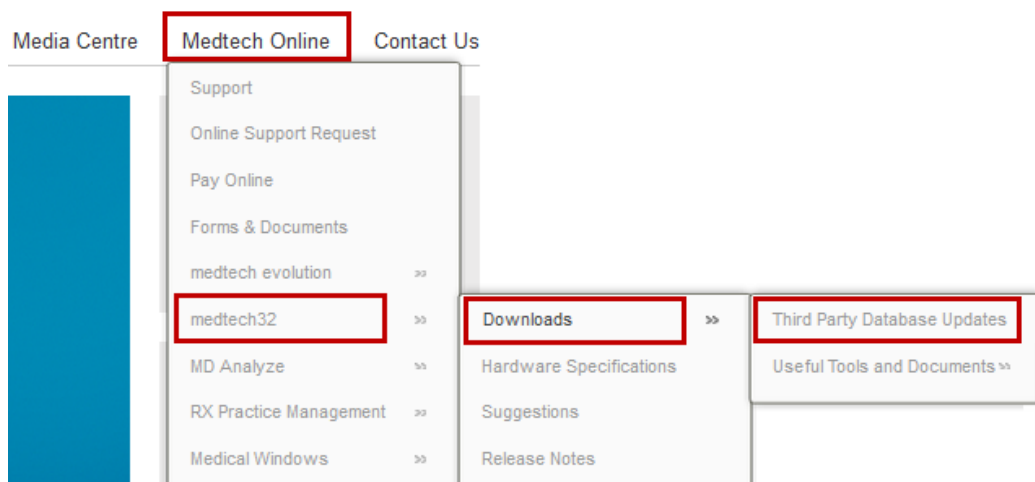
1. Please visit our website at [www.medtechglobal.com](http://www.medtechglobal.com).
2. Select **Region: Australia** from the Region dropdown list on the top right corner of the screen.



The Australia Home Page will be displayed.



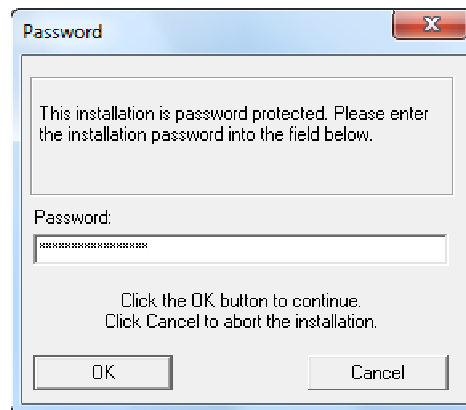
3. Select from the Top Menu, **Medtech Online ► medtech32 ► Downloads ► Third Party Database Updates**. The Medtech32 Third Party Database Updates page will be displayed.



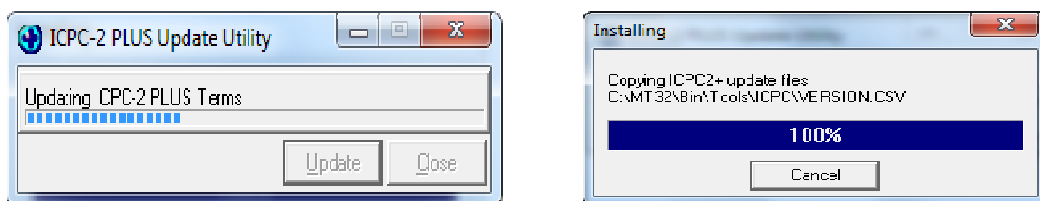
4. Here you will find the **October 2013 ICPC-2 PLUS Update** and the **Release Notes**.
5. Click on the link **October 2013 ICPC-2 PLUS Update**.
6. If the File Download Security Warning dialogue box appears, select the **Run** option.
7. If the Open File Security Warning dialogue box appears, select the **Run** option.
8. The Update will then begin to run.



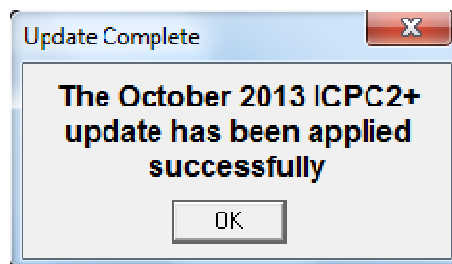
9. The **Password** window will be displayed. Enter the installation password as provided to you by Medtech, and then select the **OK** button to continue the update



10. The **ICPC-2 Plus Update Utility** window and progress bar will be displayed.



11. Once the Update has successfully completed, the Update Complete screen will be displayed. Click on the **OK** button to exit the Update.



## New Classification Codes

The following is a list of the new Classification Codes that will be included by this Update:

D99064	Disease;gallbladder
A47006	Consult;radiologist
D29023	Lesion;liver
A62026	Admin;authority prescription
A90017	Angelman syndrome
A47007	Consult;anaesthetist
L91022	Arthritis;elbow
L87034	Bursitis;ischial
A91039	Low;ferritin
T34040	Test;hormone
R29020	Inhaled;fluid
T99094	Hypervitaminosis D
K41020	CT angiogram
L34005	Test;bone markers
K43007	Assessment;CV risk
L01012	Pain;neck;chronic
K86011	Hypertension;systolic
A58017	Consult;carer
A87047	Infection;colostomy
S11023	Infection;skin;tattoo
X60005	Test;result(s);Pap smear
K39003	Monitoring;BP;ambulatory
Z11011	Refuses;immunisation
B34036	Test;genetic;haemochromatosis
A21004	BRCA1 positive
K83015	Sclerosis;aortic valve
A47008	Consult;pathologist
A91040	Abnormal;X-ray result
A91041	Abnormal;MRI result
A91042	Abnormal;ultrasound result
A91043	Abnormal;CT result
A23023	At risk behaviour
A23024	At risk behaviour;sexual
A62027	Admin;medical alert device
A62028	Admin;care plan;DVA
A62029	Admin;care plan;asthma
T62002	Admin;care plan;diabetes
R62003	Admin;care plan;asthma
A45039	Advice/education;fluid intake
L99104	Impingement;femoroacetabular
A45040	Advice;end of life options
R51007	Irrigation;sinus

## Modified Classification Codes

The following is the list of Classification Codes that have been modified by this Update:

D64002	Encounter;Dr initiated;digesti
F64002	Encounter;Dr initiated;eye
H64002	Encounter;Dr initiated;ear
A64004	Encounter;Dr initiated
K64002	Encounter;Dr initiated;cardiov
B64002	Encounter;Dr initiated;blood
L64002	Encounter;Dr initiated;musculo
N64002	Encounter;Dr initiated;neurolo
P64002	Encounter;Dr initiated;psychol
S64002	Encounter;Dr initiated;skin
T64002	Encounter;Dr initiated;metabol
U64002	Encounter;Dr initiated;urology
W64002	Encounter;Dr initiated;reprodu
Z64002	Encounter;Dr initiated;social
R64002	Encounter;Dr initiated;respira
D77013	Carcinoma;gallbladder
P04012	Excessive;crying;adult
Y52008	Sterilisation;procedure;M
R49002	Asthma plan
A47004	Consult;ENT
A58016	Consult;family member

Should you require any assistance, please do not hesitate to contact the Medtech Helpdesk on 1800 148 165 → Option 1, or email [ausupport@medtechglobal.com](mailto:ausupport@medtechglobal.com).