



**Medtech32 Australia
ICPC-2 PLUS Update
(July 2013)**

Release Notes



These Release Notes contain important information for all Medtech32 users. Please ensure the Release Notes are circulated amongst all your staff. We suggest these should be filed safely for future reference.

Table of Contents

For further information on this release, or any other queries regarding the ICPC-2 PLUS Update (July 2013), please contact the Medtech Helpdesk on 1800 148 165 → Option 1, or email ausupport@medtechglobal.com.

Pre-requisites	3
Introduction	4
Installation	5
New Classification Codes	7

Pre-requisites

Please review the following pre-requisites and ensure they are met prior to running the Update:

- This Update can ONLY be run by **CURRENT** ICPC-2 PLUS Subscribers.
NOTE: For subscriptions enquiries, please contact the Family Medicine Research Centre at the University of Sydney on 02 9354 0616.

- Ensure the person(s) who will be performing the upgrade have **READ THROUGH** these notes.

IMPORTANT: This document contains valuable information that, if not read, could seriously affect the upgrade progress and/or possible down time of your network.

- Ensure you are ALWAYS logged onto Windows with **ADMINISTRATIVE RIGHTS** when performing ANY installation, update, or maintenance tasks.
- "User Account Control" (UAC) MUST be **DISABLED** as a policy across ALL Server and Client computers that are running on **Windows Vista or Windows 7 or Windows 2008**.
- To avoid unnecessary problems during installation, upgrade, or maintenance, preferably you should ALWAYS log onto Windows in "Console Mode" – i.e. not through Remote Desktop Connection, Terminal Services, or Citrix.
- Ensure you have a **COMPLETE** backup of ALL databases located in the MT32\Data directory.
- Ensure ALL users (including remote users) have **LOGGED OUT** of Medtech32 and ALL services (e.g. ManageMyHealth SMS Communicator), scheduled utilities (e.g. Message Transfer Utility, Auto Scan from Folder), backup or maintenance tasks (e.g. Interbase Backup Scripts) that require access to the databases have been **STOPPED**.
- Ensure the **LAST** Database you have logged in **LOCALLY** on the Medtech32 Server is the one you would like this update to run.
NOTE: If unsure, simply login to the CORRECT Database from the Medtech32 Server, then log out and close Medtech32 before continuing.

Introduction

This release notes provide an overview on how to apply the July 2013 ICPC-2 PLUS Update for Medtech32 ICPC-2 PLUS Subscribers.

IMPORTANT NOTE

WARNING: It is HIGHLY recommended to employ ONLY qualified system engineers when performing ANY installation and upgrade. The consequences of ruining a database during upgrade could possibly lead to data corruptions, and as a result – data loss and systems downtime.

If in doubt, please consult with your IT technician/service provider, or contact one of the Medtech Channel Partners listed on our web site:

<http://www.medtechglobal.com/aus/medtech-online-au/support-3.html>

IMPORTANT NOTE FOR BRIECASING

Changes from this Update will NOT be applied to the Briefcasing laptops UNTIL a **COMPLETE CHECK-OUT** has been run.

IMPORTANT: ALL Briefcasing laptops with OUTSTANDING Briefcased data MUST be checked-in PRIOR TO running a complete check-out.

Alternatively, if it is not feasible to run a complete check-out soon, you MUST install this Update separately on EACH Briefcasing laptop by following the same instructions in the "Installation" section below.

Installation

The ICPC-2 PLUS Update (July 2013) must be run on the Medtech32 Server machine. The following procedures ONLY need to be run ONCE for EACH practice (or once per database if your practice has multiple databases).

NOTE: If you are uncertain which computer is the Medtech32 Server, please contact your IT technician or service provider who has performed the Medtech32 installation and/or upgrade.

1. Please visit our website at www.medtechglobal.com.
2. Select **Region: Australia** from the Region dropdown list on the top right corner of the screen.



The Australia Home Page will be displayed.



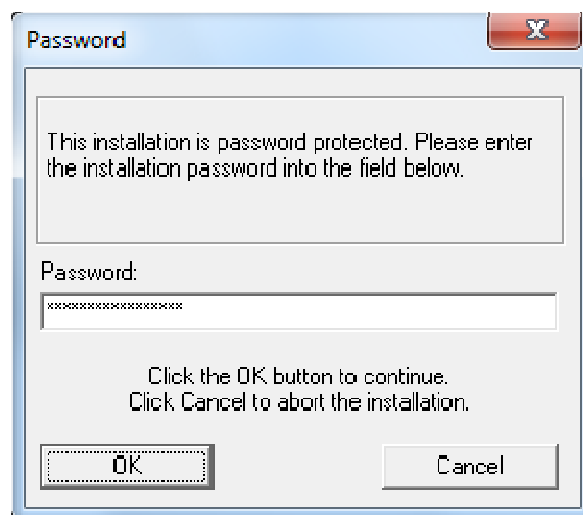
3. Select from the Top Menu, **medtech online** ► **medtech32** ► **downloads** ► **third party database updates**. The Medtech32's Third Party Database Updates page will be displayed.



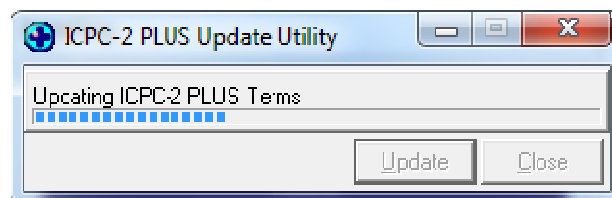
4. Here you will find the **July 2013 ICPC-2 PLUS Update** and the **Release Notes**.
5. Click on the Link **July 2013 ICPC-2 PLUS Update**.
6. If the File Download Security Warning dialogue box appears, select the **Run** option.
7. If the Open File Security Warning dialogue box appears, select the **Run** option.
8. The Update will then begin to run.

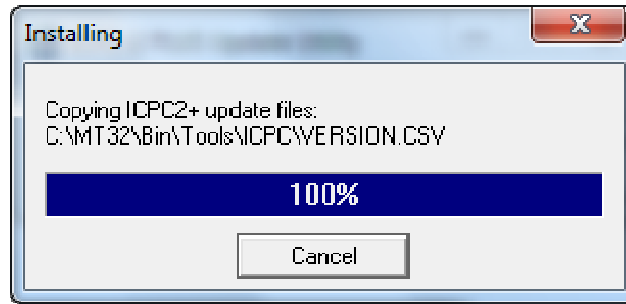


9. The Password window will be displayed. Enter the installation password provided by Medtech and then select OK button to continue the update



10. The ICPC-2 Plus Update Utility window will be displayed.





11. Once the Update is completed, the Update Complete screen will be displayed. Click on the Button **OK** to exit the Update.



New Classification Codes

The following is the list of new Classification Codes added by this ICPC-2 PLUS Update:

K71023	Chorea
K22003	Risk factor;rheum heart diseas
L91021	Osteoarthritis;toe(s)
A92016	Allergy;dust mite
S29026	Chafing
X31007	Screening;breast cancer
F85010	Keratitis;ulcerative
U70007	Abscess;renal
A78059	Granuloma inguinale
W59007	Procedure;delivery;vaginal
W59008	Procedure;Caesarean section
S22012	Clubbing;finger/nail
A21002	BRCA2 positive
A13010	Concern;medical treatment
R03006	Rhonchi
R01008	Pain;pleuritic
A80015	Accident;bicycle
D29022	Pain;oesophageal
L99102	Divarication;recti
P99013	Disorder;autism spectrum
P09018	Transgender

S99067	Sweets syndrome
U02010	Incontinence;urgency
L54102	Chondroplasty
L54103	Lateral release;knee
L99103	Dysplasia;fibrous;bone
R52021	Turbinectomy
N75009	Ependymoma
D31008	Screening;bowel cancer
Y31004	Screening;prostate cancer
X31008	Screening;ovarian cancer
A67027	Referral;radiation oncologist
F29011	Tiredness;eye
S19028	Injury;lip
A21003	History (of);malignancy;family

Should you require any assistance, please do not hesitate to contact the Medtech Helpdesk on 1800 148 165 → Option 1, or email ausupport@medtechglobal.com.