

## NZ Medtech32 Version19.5 Frequently Asked Questions

### 1. What does v19.5 upgrade include?

The v19.5 upgrade is a cumulative patch and includes v19.3 and v19.4. In order to run v19.5, you must be on v19.2 or higher.

#### Summary of Version 19.5 Changes and updates

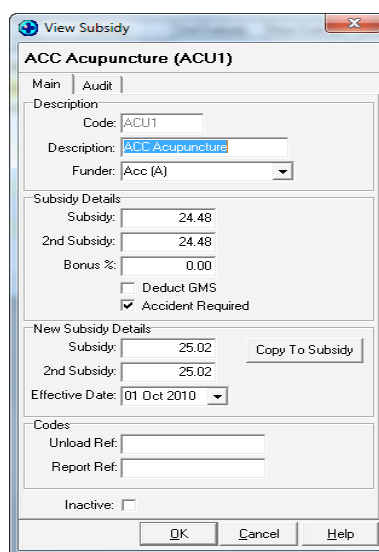
- Subsidy Adjustments and Corrections for ACC (inc. COPY, PHY3, STPR, RP01-04 and CACC/AGPN)
- Resolution for Capitated claims displaying subsidy amount rather than \$0.00
- Resolution for ACC Claims Report displaying GST amount calculated at 12.5%
- Resolution for Pegasus Claims Report not displaying correct GMS Subsidy Amounts
- Complete update of the ACC Trigger Treatment Profiles
- All items included in the Version 19.3 Build 2982 update
- All items included in the Version 19.4 Build 2990 update

### 2. How long will v19.5 update take to run and install?

Please note that this update may take considerably longer to install compared to other Medtech32 updates due to the large volume of SQL's being run on the database. Those practices with a large number of financial transactions in the database will be most affected by this.

### 3. How do I check subsidy rate amounts?

- **Go to Medtech Menu tab, Setup ▶ Accounting ▶ Subsidy**
- Double Click on the relevant Subsidy code and open the View Subsidy Screen



- Check the Subsidy amount to ensure that it is correct based on your ACC invoicing method.

**4. Which claims will be updated by V19.5 upgrade?**

This update will automatically update, where possible, all ACC invoices/claims in both the claims preview and finalised claims that were invoiced at the old/incorrect rate and increase these to the new/correct rate. This will have occurred where invoices were entered from 1<sup>st</sup> October prior to the Medtech32 GST updates being applied.

**5. How do I manually change the subsidy amount on my claim?**

Please refer to our website for this FAQ as follows: [www.medtechglobal.com/](http://www.medtechglobal.com/)  
**Region: New Zealand Medtech online > Medtech32 > Notifications > November 2010 “Adjustment of ACC claims”**

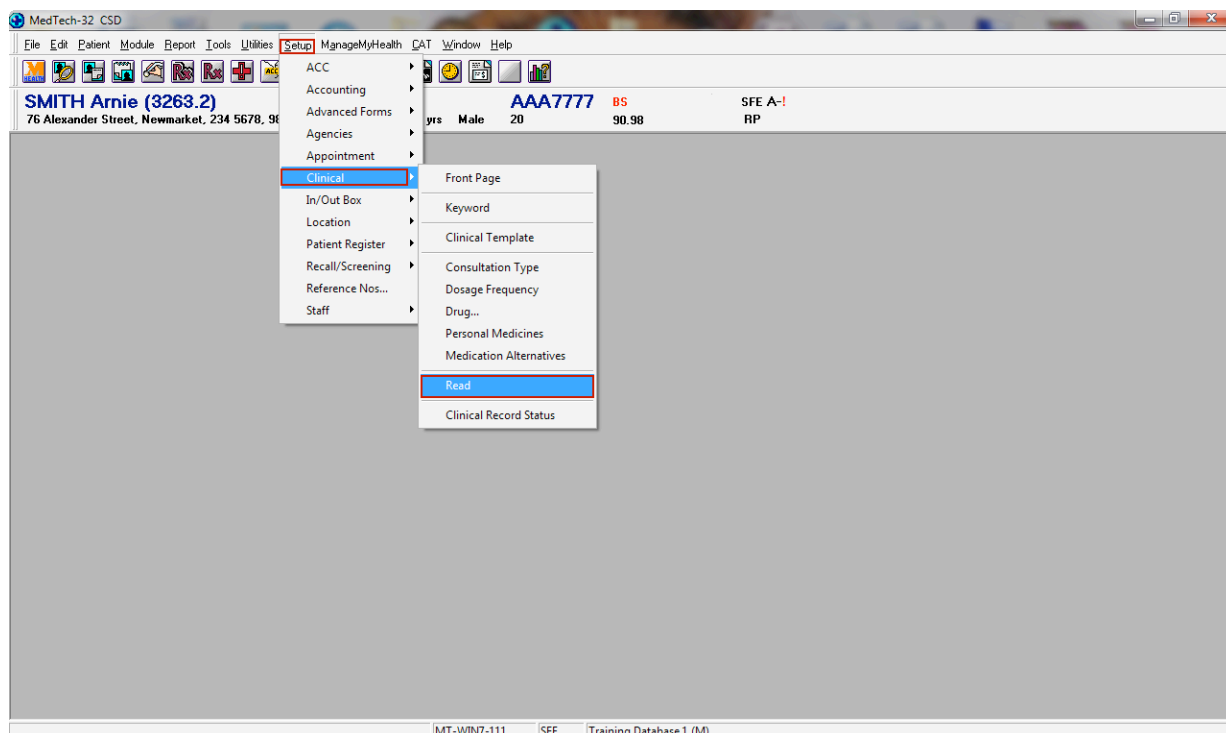
**6. Which service codes are no longer in use by ACC?**

The following Service Codes have had a Service End Date added to them as they are no longer in use by ACC.

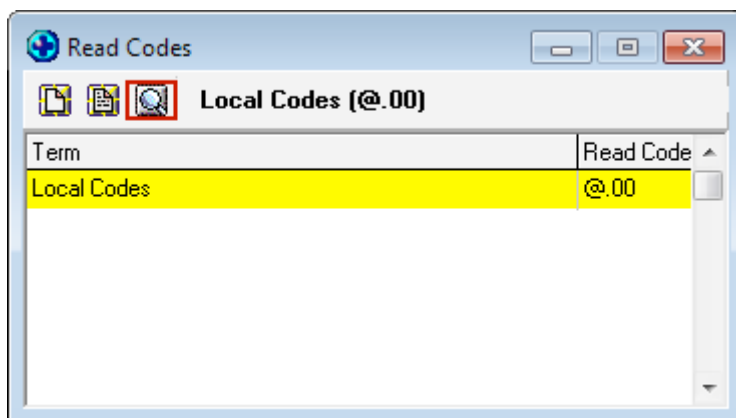
Item Code	Service End Date
PT03	31 October 2009
PT04	31 October 2009
32A	31 October 2010
32R	31 October 2010
TT1	31 October 2009
TT5	31 October 2009
TD11	31 October 2009
TT4	31 October 2009

**7. How can I check the ACC Trigger treatment amounts?**

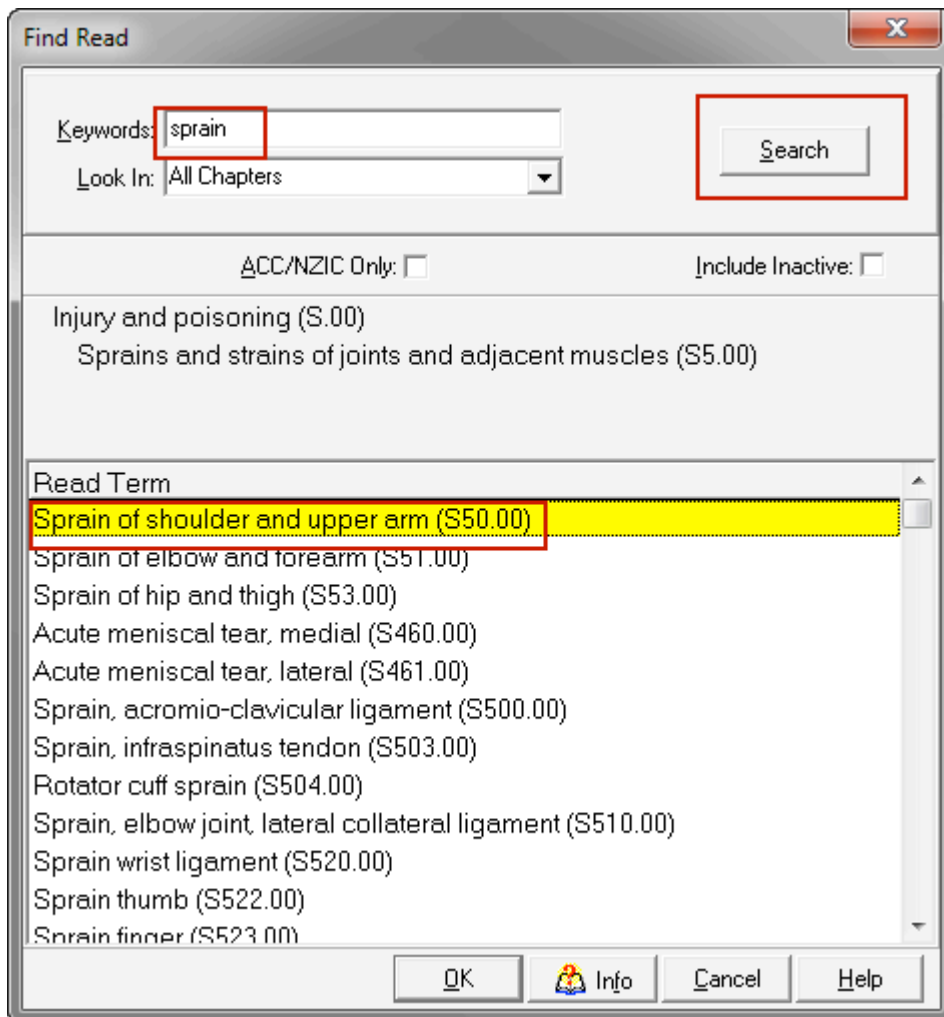
- **Go to Medtech Menu tab, Setup > Clinical > Read**



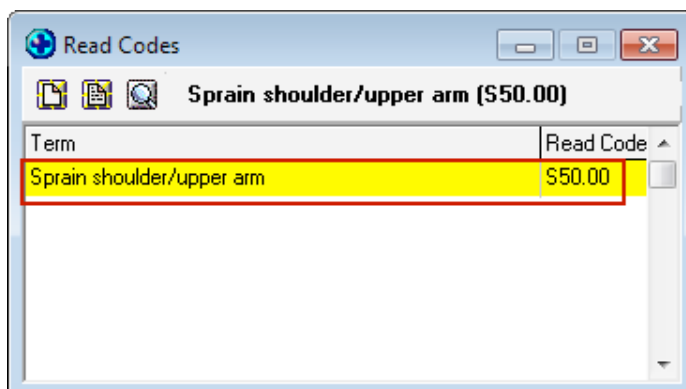
Once "Read" is selected the Read Code box opens, as below.



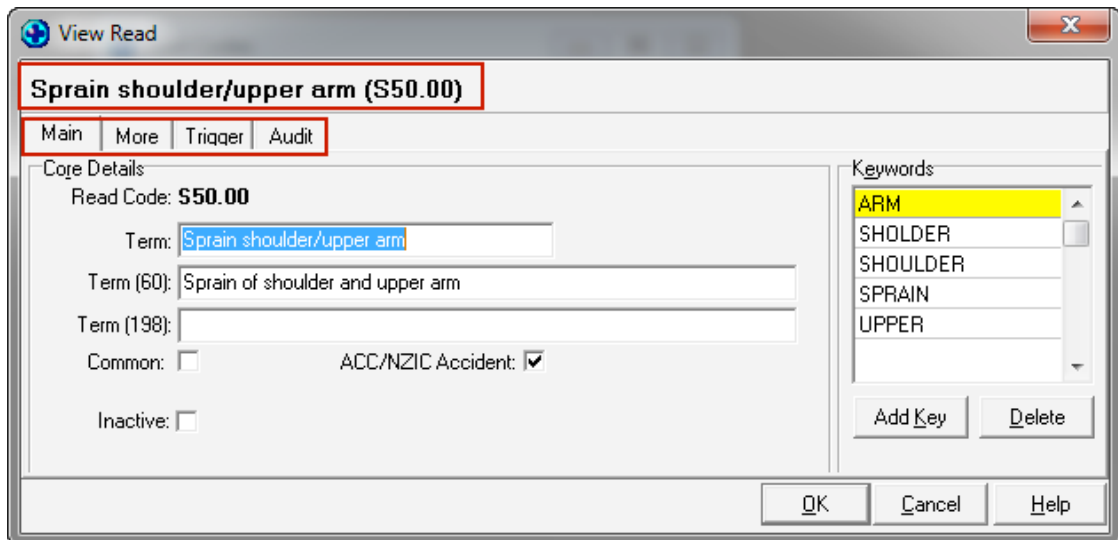
- Click on the magnifying glass and "Find Read" code box opens as below.



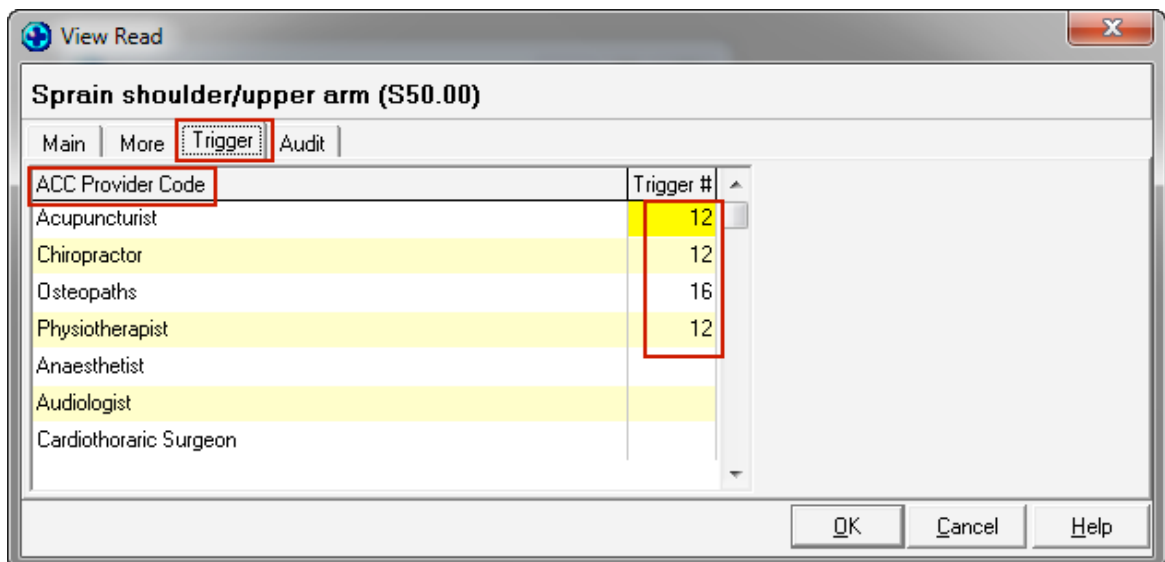
- Enter Keyword for example: “sprain” or enter the read code pre-pended with # for example #S50.
- Click on the “Search” button and a list of all read codes matching the criteria entered will be displayed.
- Double click on the “Read Term” you want to check the trigger treatment amounts for e.g. “Sprain of shoulder and upper arm” (S50.00)



- Read Code is populated with the selected Term
- Double click on the selected term and a View Read box opens up with four tabs as below.



- Click on Trigger tab and trigger amounts for ACC Provider Code will be listed for that term.



**Note:** Example above may not show the most up to-date trigger values.