



RELEASE NOTES

Medtech32

Northland Emergency Vaccine Program (EVP) Meningococcal C Vaccination (October 2011)



IMPORTANT NOTE

Medtech recommends that all Medtech upgrades and database back-up and restore processes are performed by a **Medtech Certified Technician** or your Practice Technician. For a list of Medtech Certified technicians please visit the Medtech Global Website: www.medtechglobal.com

These Release Notes contain important information for all Medtech Users. Please ensure that they are circulated amongst all your staff. We suggest that these notes are filed safely for future reference.

Table of Contents

- Installation Prerequisites.....3**
- Medtech 32 Update Installation.....3**
- Meningococcal C Vaccine Program.....4**
 - Addition of Meningococcal C Vaccination..... 4
 - Addition of Meningococcal C Service..... 4
 - Addition of Meningococcal C Subsidy..... 5
 - Administration of Meningococcal C Vaccine..... 5
 - Messaging Meningococcal C Vaccine to NIR..... 6
 - Claiming Meningococcal C Vaccine..... 6

Installation Prerequisites

Please review the following prerequisites and ensure they are met prior to installation;

IMPORTANT: This documentation contains valuable information that, if not read, could seriously affect the upgrade progress and/or possible down time of your network.

1. Your practice **MUST** be on **Medtech32 Version 19.10 (build 3255) or above**. If you **ARE NOT** on Medtech32 Version 19.10 (Build 3255) or above, please **DO NOT** continue.
2. Ensure the person(s) who will be performing the upgrade have read through all of the release documentation and installation instructions.
3. Ensure you are logged onto Windows with Administrative rights when performing **ANY** installation, update, or maintenance tasks.
4. This update **MUST** be run on the Medtech32 Server. Users can remain in Medtech32 whilst the update is being run, however users will need to log out of Medtech32 and log in again to see the changes.
5. Whilst a technician is not required to run this update, Medtech recommends that all Medtech upgrades are performed by a Medtech Certified Technician or your Practice Technician.

Medtech 32 Update Installation

1. Ensure that you are running **Version 19.10 (Build 3255)** or above, of Medtech32. This can be checked by logging into Medtech32 and selecting **Help ► About Medtech32** (see pre requisites above).
2. Visit our website at www.medtechglobal.com.
3. Select "New Zealand" in the region drop down (top right hand side of the window).
4. Select menu, **Medtech Online ► Medtech32 ► Downloads**. The New Zealand Medtech32 Updates page will be displayed.
5. Here you will find the **Northland EVP Meningococcal C Update – (October 2011)**.
6. In the **File Download Security Warning** dialogue box, select **Run**.
7. In the **Open File Security Warning Dialogue** box, select **Run** option.
8. The installation screen will appear and the installation process will begin.
9. Once the update is completed, the following message will be displayed.



Meningococcal C Vaccine Program

This update will provide the ability for a practice to administer the Meningococcal C vaccination for a Patient and allow you to claim and message the Meningococcal C vaccine electronically to Sector Services (HealthPAC) and the NIR.

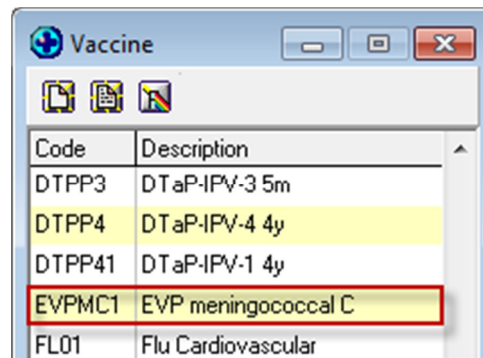
The Meningococcal C vaccine will be messaged in accordance with Emergency Vaccine Program sending rules initiated by the Ministry of Health and NIR.

The following changes have been made to the Medtech32 application to support the administration of the Meningococcal C vaccination.

Addition of Meningococcal C Vaccination

Setup ▶ Recall/Screening ▶ Vaccine

A new vaccine has been added to Medtech32 called 'EVP meningococcal C'



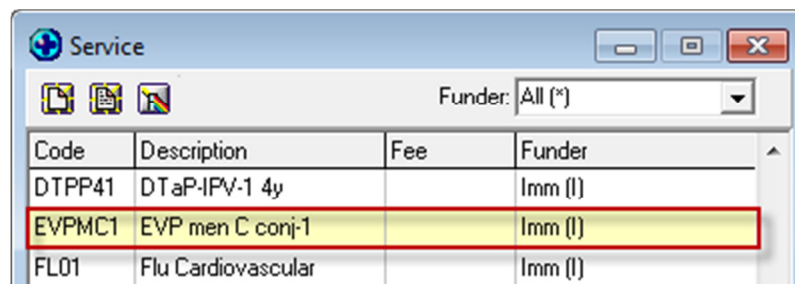
Code	Description
DTPP3	DTaP-IPV-3 5m
DTPP4	DTaP-IPV-4 4y
DTPP41	DTaP-IPV-1 4y
EVPMC1	EVP meningococcal C
FL01	Flu Cardiovascular

This will enable the administration of the Meningococcal C vaccine as a Single Immunisation for your Patient's.

Addition of Meningococcal C Service

Setup ▶ Accounting ▶ Service

A new service has been added to Medtech32 called 'EVP menC conj-1'.



Code	Description	Fee	Funder
DTPP41	DTaP-IPV-1 4y		Imm (I)
EVPMC1	EVP men C conj-1		Imm (I)
FL01	Flu Cardiovascular		Imm (I)

This will enable the Meningococcal C vaccine on administration to be invoiced.

Addition of Meningococcal C Subsidy

Setup ▶ Accounting ▶ Subsidy

A new subsidy has been added to Medtech32 called 'EVP men C conj-1'.

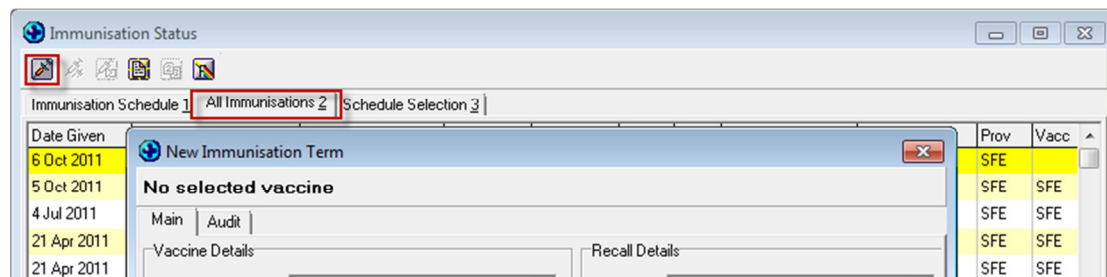
Funder	Code	Description	Subsidy	2nd Subsidy	New Subsidy	New 2nd Subsidy	Effective Date
Imm	DTPP4	DTaP-IPV-4 4y	21.62		21.99		01 Jul 2011
Imm	DTPP41	DTaP-IPV-1 4y	21.62		21.99		01 Jul 2011
Imm	EVPMCT	EVP men C conj-1	21.99				
Imm	DTPHI3	DTaP-Hen B-IPV 5m	21.62		21.99		01 Jul 2011

This will enable the Meningococcal C vaccine to be claimed from Sector Services (HealthPac) on administration and invoicing.

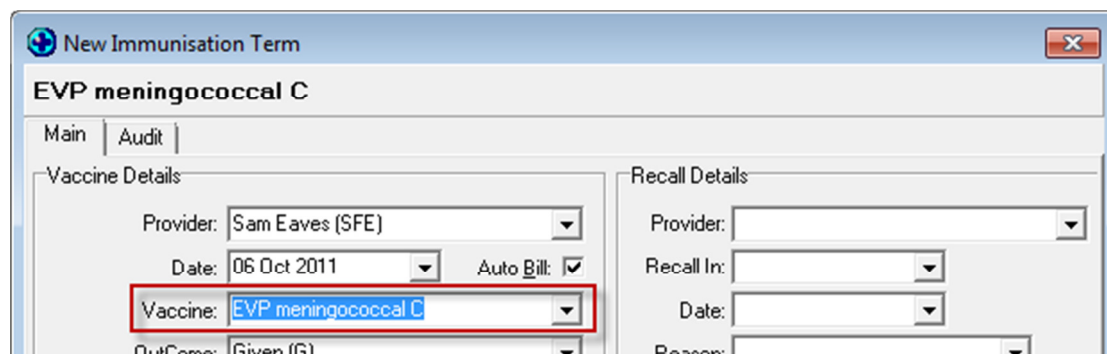
Administration of Meningococcal C Vaccine

Module ▶ Immunisations ▶ Immunisations (F4)

The Meningococcal C vaccine can be administered for a Patient using the Single Immunisation icon.

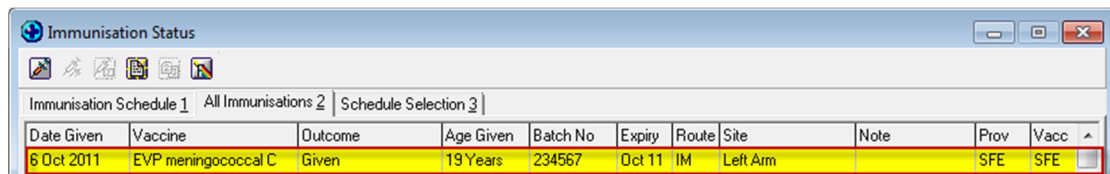


In the **New Immunisation Term** screen, select the **EVP meningococcal C** vaccine in the Vaccine drop down list.



Once you have selected the EVP meningococcal C vaccine, complete the remainder of the Vaccine Administration record as per your normal process.

The vaccination record, once completed, will be displayed for the Patient on the All Immunisations Tab in the Immunisation Status (F4) screen.



Date Given	Vaccine	Outcome	Age Given	Batch No	Expiry	Route	Site	Note	Prov	Vacc
6 Oct 2011	EVP meningococcal C	Given	19 Years	234567	Oct 11	IM	Left Arm		SFE	SFE

Note: When entering the EVP Meningococcal C Vaccine with an Outcome of 'Given' the vaccine will be messaged to the NIR, and an Invoice and Claim will be generated for the Patient.

When entering the EVP Meningococcal C Vaccine with an Outcome of 'Declined' the vaccine will be messaged to the NIR as per other normal scheduled vaccinations.

You also have the ability to enter the EVP Meningococcal C Vaccine with an Outcome of 'Given Elsewhere' to record the vaccination in Medtech32, however this will not message to the NIR or create a claim.

Messaging Meningococcal C Vaccine to NIR

Messaging to the NIR for Meningococcal C vaccine will be sent for every Given or Declined event.

For those who choose to Opt Off the NIR then please complete the manual "Authorisation to Opt Off the NIR Form NIR2".

Claiming Meningococcal C Vaccine

Claiming to Sector Services (HealthPac) for Meningococcal C vaccine will be completed as per the normal processes.

For further information on these new features, or any other queries regarding this update, please contact Medtech Support on 0800 2 MEDTECH (633 832) - Option 1 or send us a fax, toll free on 0800 MEDTECH (633 832) or email: support@medtechglobal.com.