



Medtech32 Australia
Version 5.1.3/6.x.1/7.x.0
Medicare Australia Online
Vaccine Product Mapping Cleanup
(October 2009)

Release Notes



These Release Notes contain important information for all Medtech32 users.
Please ensure that they are circulated amongst all your staff.
We suggest these should be filed safely for future reference.

Table of Contents

For further information on this release, or any other queries regarding the Vaccine Product Mapping Cleanup (Oct 2009), please contact the Medtech Helpdesk on 1800 148 165, or email ausupport@Medtechglobal.com.

Pre-requisites	3
Introduction	4
Installation	5
Setup	7
Vaccine Product Mapping	7
Inactive Test Vaccine	9
Items Addressed in this Cleanup	10
Vaccine Product Mapping	10
Vaccine Product Mapping is Missing	10
Vaccine Product Mapping is Duplicated	10
Medicare Aust. Vaccine Column is Blank.....	11
Medicare Aust. Vaccine Description Displayed Incorrectly	11

Pre-requisites

Please review the following prerequisites and ensure they are met prior to installation:

IMPORTANT NOTE

This Cleanup is intended for Medtech32 Version 5.1.3 (BUILD 1456 OR ABOVE) OR 6.x.1 (ANY BUILD) OR 7.x.0 (ANY BUILD) ONLY. If you ARE NOT on Medtech32 Version 5.1.3 OR 6.x.1 OR 7.x.0, please DO NOT continue.

This can be checked by logging into Medtech32 and selecting *Help ▶ About Medtech32*.

- Ensure the person(s) who will be performing the cleanup have read through these notes.
IMPORTANT: This document contains valuable information that, if not read, could seriously affect the upgrade process and/or possible down time of your network.
- Ensure you are ALWAYS logged onto Windows with administrative rights when performing ANY installation, update or maintenance tasks.
- Ensure you have a **COMPLETE** backup of ALL databases located in the MT32\Data directory.
- Ensure ALL users (including remote users) have **LOGGED OUT** of Medtech32 and ALL scheduled utilities, backup or maintenance tasks that require access to the databases have been **STOPPED**.
- Ensure the **LAST** Database you have logged in **LOCALLY** on the Medtech32 Server is the one you would like this cleanup to run on.
NOTE: If unsure, simply login to the CORRECTI database from the Medtech32 Server, then log out and close Medtech32 before continuing.

Introduction

Some sites have reported that after installing certain Medtech32 version upgrades, some of the Medicare ACIR Vaccine Codes are not available for mapping from within Medtech32 Setup (*Setup ▶ Recall/Screening ▶ Vaccine Product Mapping*). As a result, it is not possible to send these vaccines to ACIR via Medicare Australia Online.

IMPORTANT NOTE

DO NOT run this Cleanup unless you have encountered AT LEAST ONE of the problems with ACIR Vaccine Product Mapping as described in the "Items Addressed in this Cleanup" section below.

WARNING: By running this Cleanup, ALL existing ACIR Vaccine Product Mapping WILL BE DELETED.

If in doubt, please consult with the Medtech Helpdesk prior to running this Cleanup.

The following is a summary of what will be changed by this Cleanup:


- It will recreate all current Medicare ACIR vaccines as defined by Medicare Australia under Vaccine Product Mapping.
- It will default the Medtech32 Vaccine Code (*MT32 Vaccine*) to 'TEST', and the Medtech32 Vaccine Product Code (*MT32 Code*) to 'TEST' under Vaccine Product Mapping for all Medicare ACIR vaccines.
- All existing Vaccine Product Mapping WILL BE DELETED.

Installation

The Vaccine Product Mapping Cleanup (Oct 2009) must be run on the Medtech32 Server machine. The following procedures ONLY need to be run ONCE for EACH practice (or once per database if your practice has multiple databases).

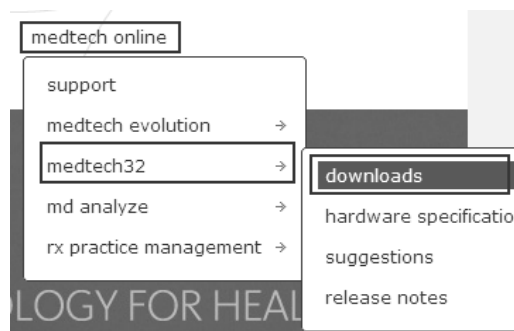
NOTE: If you are uncertain which computer is the MedTech32 Server, please contact your IT technician or service provider who has performed the MedTech32 installation and/or upgrade.

1. Please visit our website at www.medtechglobal.com.
2. Select **Region: Australia** from the Region dropdown list on the top right corner of the screen.



The Australia Home Page will be displayed.

3. Select from the Top Menu, **medtech online** ► **medtech32** ► **downloads**. The Australia Medtech32 Downloads page will be displayed.

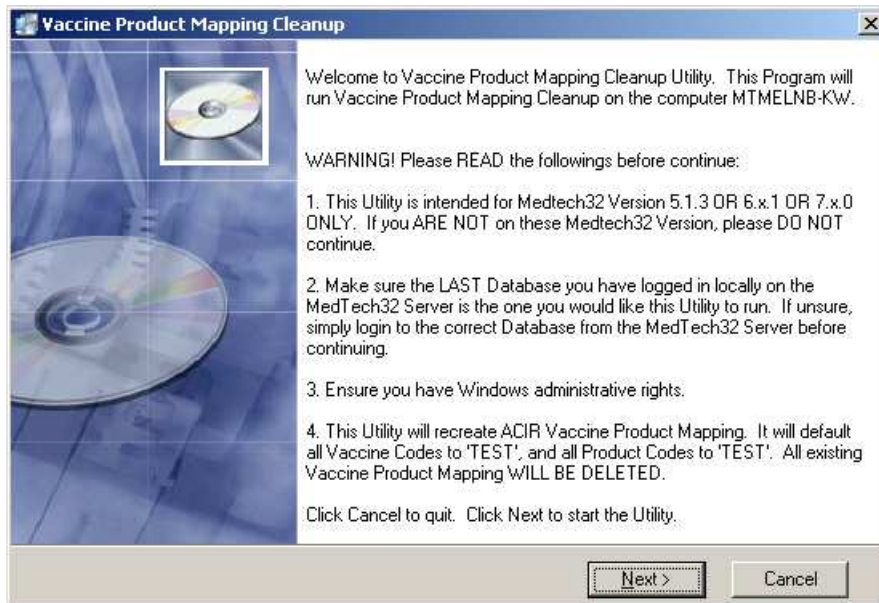


4. Here you will find the **Vaccine Product Mapping Cleanup (Oct 2009)**.
5. In the File Download Security Warning dialogue box, select the **Run** option.
6. In the Open File Security Warning dialogue box, select the **Run** option.

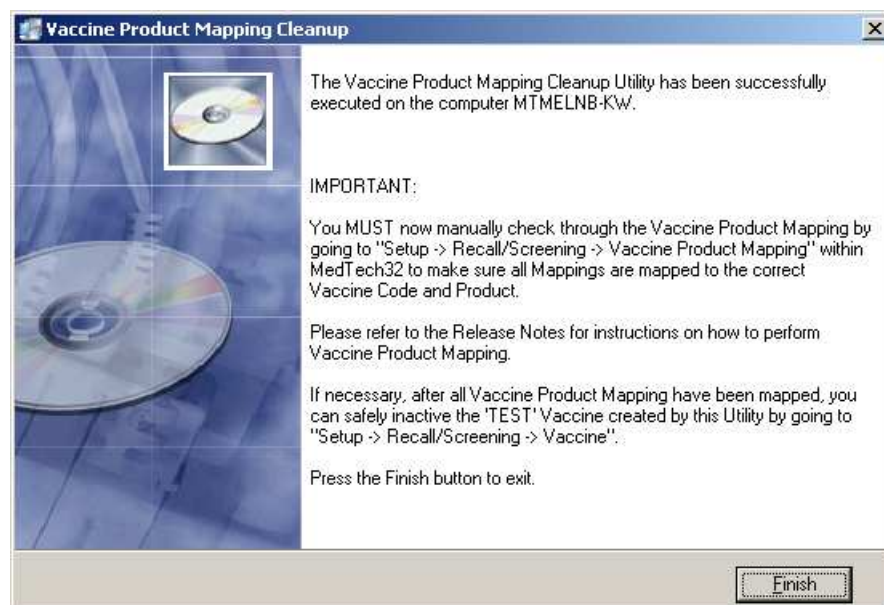
7. The Utility will then begin to run.



8. Click on the Button **Next** to begin running the Cleanup.



9. Once the Update is completed, the following screen will be displayed. Click on the Button **Finish** to exit the Update.



Setup

Vaccine Product Mapping

Setup ▶ Recall/Screening ▶ Vaccine Product Mapping

IMPORTANT: As Medicare Australia requires specific vaccine codes to be transmitted for ACIR Registration, **ALL** Vaccine Product Mapping must be mapped correctly.

Please follow the steps below to map current Vaccine Codes and Vaccine Product Codes in the Medtech32 database to the required Medicare Australia Vaccine Codes.

To map Vaccine Product Codes:

1. Select Setup ▶ Recall/Screening ▶ Vaccine Product Mapping. The Vaccine Product Code Mapping table will be displayed.

Medicare Aust. Vaccine		Mt32 Vaccine	Mt32 Code	Mt32 Vaccine Product
ADT (ADT)	=	Test Vaccine (TEST)	TEST	Test Product
Avaxim (AVAXM)	=	Test Vaccine (TEST)	TEST	Test Product
BCG - tuberculosis (BCG)	=	Test Vaccine (TEST)	TEST	Test Product
CDT - combined diphtheria, tetanus (CDT)	=	Test Vaccine (TEST)	TEST	Test Product
Comvax (CMX)	=	Test Vaccine (TEST)	TEST	Test Product
Triple antigen (DTP)	=	Test Vaccine (TEST)	TEST	Test Product
Generic DTPa (DTPA)	=	Test Vaccine (TEST)	TEST	Test Product
Engerix B adult (ENGBA)	=	Test Vaccine (TEST)	TEST	Test Product
Engerix B (paediatric) (ENGP)	=	Test Vaccine (TEST)	TEST	Test Product

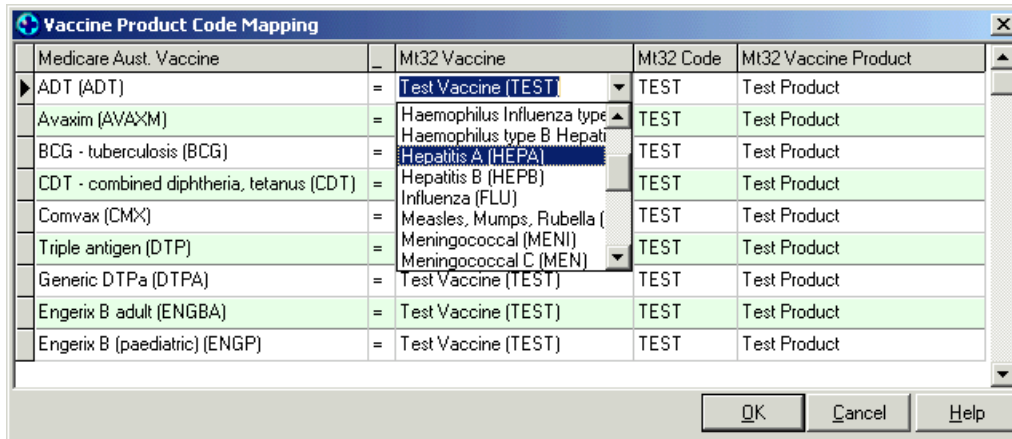
The left hand column Medicare Aust. Vaccine will show a list of all official Medicare ACIR Vaccines (description and code).

The middle column MT32 Vaccine will show a dropdown list of all Medtech32 Vaccines (description and code) that are currently setup in the Medtech32 database (Setup ▶ Recall/Screening ▶ Vaccine)

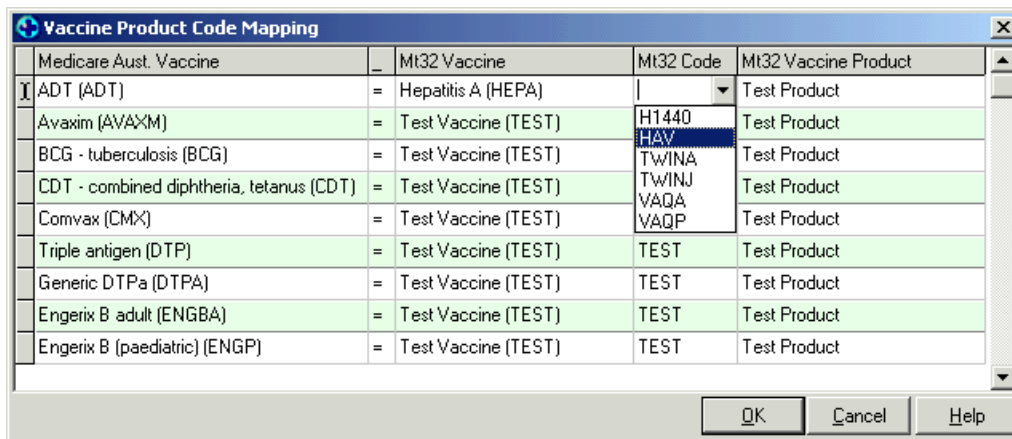
The next column MT32 Code will show a dropdown list of all associated Product Codes that are currently setup under the selected Medtech32 Vaccine (Setup ▶ Recall/Screening ▶ Vaccine – Product Tab)

The right hand column MT32 Vaccine Product will show the description of the Product Code that is selected under the column MT32 Code.

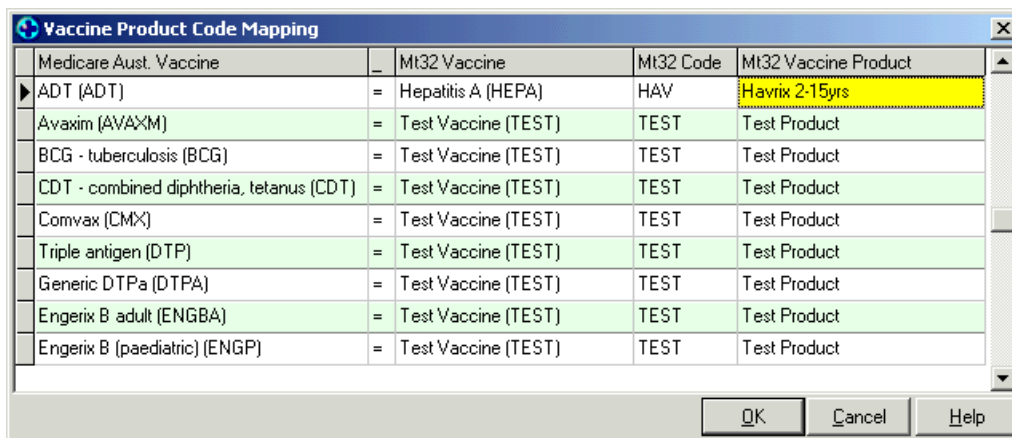
2. Select from the *MT32 Vaccine* dropdown list the Medtech32 Vaccine that matches the Medicare ACIR Vaccine.



3. Select from the *MT32 Code* dropdown list the Medtech32 Product Code that matches the Medicare ACIR Vaccine.



4. The *MT32 Vaccine Product* field will display the description of the Product Code that is selected under the column *MT32 Code*.



Once completed, the mapping will ensure that when sending an ACIR Registration to Medicare Australia from within Medtech32, the correct Medicare ACIR Vaccine Code will be transmitted.

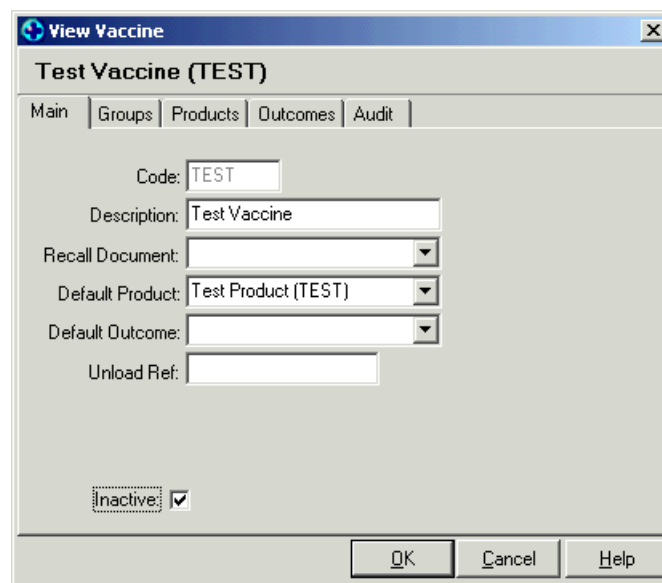
IMPORTANT: If any Medtech32 Vaccine Codes (*MT32 Vaccine*) or Vaccine Product Codes (*MT32 Code*) have been made "inactive", the corresponding Medicare ACIR Vaccine Code (*Medicare Aust. Vaccine*) will **NO LONGER** be displayed for mapping.

Before inactivating any Medtech32 Vaccine Codes or Vaccine Product Codes, you **MUST FIRST** remap the corresponding Medicare ACIR Vaccine Code (*Medicare Aust. Vaccine*) to another **CURRENTLY ACTIVE** Medtech32 Vaccine Code or Vaccine Product Code.

Inactive Test Vaccine

Setup ▶ Recall/Screening ▶ Vaccine

Once **ALL** Vaccine Product Mapping has been completed, you can safely inactive the 'Test Vaccine' create by the Utility by going to Setup ▶ Recall/Screening ▶ Vaccine.



1. Open up the 'TEST' vaccine by double clicking on it.
2. Tick the Checkbox **Inactive**.
3. Click on the Button **OK**.

Items Addressed in this Cleanup

The following items have been addressed in this cleanup.

Vaccine Product Mapping

Vaccine Product Mapping is Missing

After installing certain Medtech32 version upgrades, some of the Medicare ACIR Vaccine Codes are not available for mapping from within the Vaccine Product Mapping screen.

This had been resolved. All 73 Medicare Vaccine Codes will now be displayed in the Vaccine Product Mapping screen. This includes all Standard, Non-Standard, Sub-Population, and Queensland Vaccines.

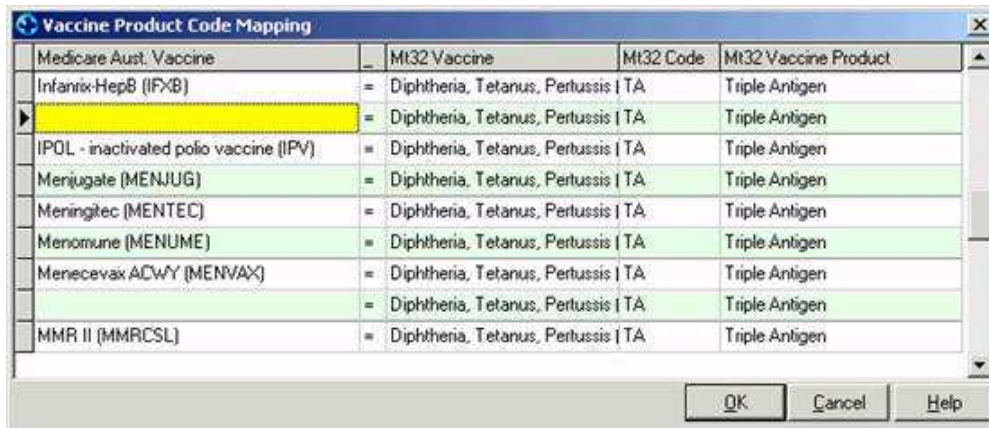
Vaccine Product Mapping is Duplicated

After installing certain Medtech32 version upgrades, some of the Medicare ACIR Vaccine Codes are listed more than once in the Vaccine Product Mapping screen.

This had been resolved. All 73 Medicare Vaccine Codes will now be displayed in the Vaccine Product Mapping screen without duplications.

Medicare Aust. Vaccine Column is Blank

After installing certain Medtech32 version upgrades, some of the Medicare Aust. Vaccine records are blank and contain no Medicare ACIR Vaccine Code or Description.

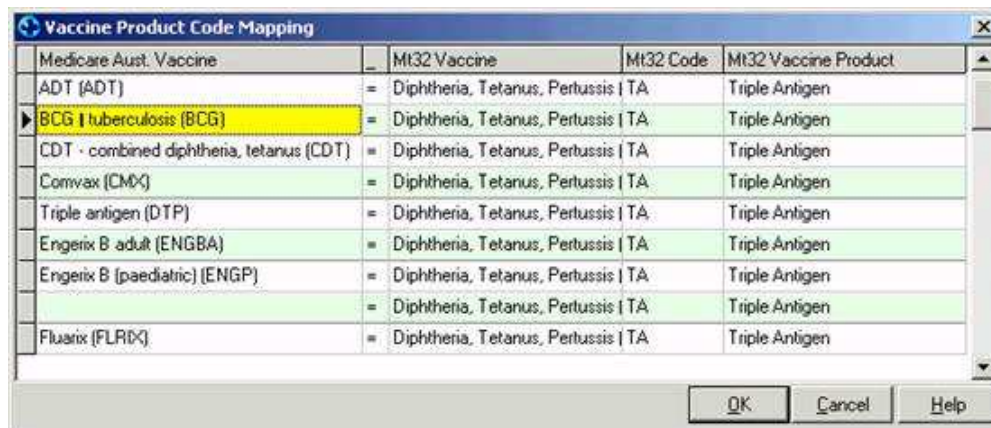


Medicare Aust. Vaccine	Mt32 Vaccine	Mt32 Code	Mt32 Vaccine Product
Infanrix-HepB (IFXB)	= Diphtheria, Tetanus, Pertussis TA	TA	Triple Antigen
	= Diphtheria, Tetanus, Pertussis TA	TA	Triple Antigen
IPOL - inactivated polio vaccine (IPV)	= Diphtheria, Tetanus, Pertussis TA	TA	Triple Antigen
Menjugate (MENJUG)	= Diphtheria, Tetanus, Pertussis TA	TA	Triple Antigen
Meningitec (MENTEC)	= Diphtheria, Tetanus, Pertussis TA	TA	Triple Antigen
Menomune (MENUME)	= Diphtheria, Tetanus, Pertussis TA	TA	Triple Antigen
Menevax ACWY (MENVAX)	= Diphtheria, Tetanus, Pertussis TA	TA	Triple Antigen
	= Diphtheria, Tetanus, Pertussis TA	TA	Triple Antigen
MMR II (MMRCSL)	= Diphtheria, Tetanus, Pertussis TA	TA	Triple Antigen

This had been resolved. All Medicare Aust. Vaccine codes and descriptions will now be displayed properly.

Medicare Aust. Vaccine Description Displayed Incorrectly

After installing certain Medtech32 version upgrades, some of the Medicare Aust. Vaccine descriptions show up with funny symbols.



Medicare Aust. Vaccine	Mt32 Vaccine	Mt32 Code	Mt32 Vaccine Product
ADT (ADT)	= Diphtheria, Tetanus, Pertussis TA	TA	Triple Antigen
BCG I tuberculosis (BCG)	= Diphtheria, Tetanus, Pertussis TA	TA	Triple Antigen
CDT - combined diphtheria, tetanus (CDT)	= Diphtheria, Tetanus, Pertussis TA	TA	Triple Antigen
Comvax (CMX)	= Diphtheria, Tetanus, Pertussis TA	TA	Triple Antigen
Triple antigen (DTP)	= Diphtheria, Tetanus, Pertussis TA	TA	Triple Antigen
Engerix B adult (ENGBA)	= Diphtheria, Tetanus, Pertussis TA	TA	Triple Antigen
Engerix B (paediatric) (ENGP)	= Diphtheria, Tetanus, Pertussis TA	TA	Triple Antigen
	= Diphtheria, Tetanus, Pertussis TA	TA	Triple Antigen
Fluarix (FLRIX)	= Diphtheria, Tetanus, Pertussis TA	TA	Triple Antigen

This had been resolved. All Medicare Aust. Vaccine descriptions will now be displayed properly.

Should you require any assistance, please do not hesitate to contact the Medtech Helpdesk 1800 148 165, or email ausupport@medtechglobal.com.